


CPU PERFORMANCE COMPARISON OF TWO CLOUD SOLUTIONS: VMWARE VCLOUD HYBRID SERVICE AND MICROSOFT AZURE

VMware® vCloud® Hybrid Service™: up to **2X** the CPU performance



Businesses are rapidly transitioning to the public cloud to take advantage of on-demand resources and potential cost savings. Compared to the traditional data center model, where a business purchases and maintains its own physical servers on site, running your virtualized applications off-premises and on Infrastructure-as-a-Service (IaaS) platforms offers enormous flexibility, enhances disaster recover planning, and can save companies in a variety of ways, including management and capital expenditures.

Many public cloud services are available and the performance that they deliver can vary considerably. From the Principled Technologies labs, we tested the compute performance of two public cloud solutions: VMware vCloud Hybrid Service (vCHS)¹ and Microsoft Azure.

Testing the same CentOS version on both platforms, we found that the vCPU performance of our vCHS instances was dramatically greater than that of our Azure instances; in most configurations, the VMware solution delivered twice the performance of the Microsoft solution. This performance advantage means you would need fewer vCPUs to do a given amount of work—and that can translate to savings in your public cloud architecture.

¹ In September 2014, VMware rebranded vCloud Hybrid Service (vCHS) as vCloud® Air™.

THE POWER OF THE CLOUD

As discussed, businesses moving to the cloud gain efficiency, cut up-front expenses, and enjoy a number of other advantages. It is the rare business in which computing needs remain constant—demand on servers can fluctuate seasonally, as companies grow, in response to special events, and due to countless other factors. Regardless of the reason, IaaS allows a company to immediately expand and contract their compute resources to meet the needs of that particular moment. This responsiveness means that the company saves money by expanding server resources only when demand requires, not weeks or months or years before. More importantly, this responsiveness means employees, customers, and other users are taken care of right away. The company is able to respond to business needs more quickly and deliver resources more agilely.

Changing from a data center model where companies must budget for capital expenditures to one where virtual machines are a service also means a transition to operating expenses. Because the cloud service provider performs physical server maintenance, including software and security updates, the companies that use them can allocate their IT resources to more productive endeavors.

Cloud-based computing has additional benefits—the fact that server resources are located around the world and accessible from anywhere with an Internet connection aids in collaboration and the ability for workers and customers to connect from anywhere.

BETTER CPU PERFORMANCE

In simple terms, CPU performance is the amount of useful work a computer system accomplishes in terms of the time and resources used. In the case of IaaS cloud services, we can measure the performance of virtual CPUs, or vCPUs, which is a typical method of allocating compute resources to individual virtual machines. vCPU performance is highly dependent on the physical CPU characteristics such as the number of cores and hyperthreading support and can be measured using various benchmark tools.

We compared the performance of vCPUs in the two cloud infrastructure solutions we tested, VMware vCloud Hybrid Service and Microsoft Azure, using the SPEC® CPU2006 benchmark. To do so, we subscribed to the two services and then set up comparable CentOS-based virtual machines. To make sure we were comparing apples to apples, we selected four preset configurations in the Azure solution and then used the VMware solution to create customized instances with the same vCPU counts and similar memory.

As we will discuss in detail below, we found that the vCHS instances scored up to 115 percent higher than the Azure instances on the SPEC CPU2006 benchmark. If a vCPU delivers twice the performance, this means that you could get by with half as many vCPUs and still yield the same performance, an obvious cost-saving benefit.

We ran each test three times and report the results from the median run. For detailed system configuration information and test methodology, see [Appendix A](#).

Testing the CPU with SPEC CPU2006

The SPEC CPU2006 benchmark consists of two benchmark suites, each of which focuses on a different aspect of compute-intensive performance. SPEC CINT2006 measures and compares compute-intensive integer performance, while SPEC CFP2006 measures and compares compute-intensive floating-point performance. Figures 1 and 2 show the scores that the systems achieved on both parts of the benchmark. For detailed test results, see [Appendix C](#).

As Figure 1 shows, on the SPEC CINT2006 benchmark, the performance of the vCHS solution exceeded that of the Azure solution at every vCPU count, with wins of up to 110 percent. This means that if you were to use the vCHS infrastructure to host your virtual CPUs, you could expect performance nearly double that of what you would see with Azure.

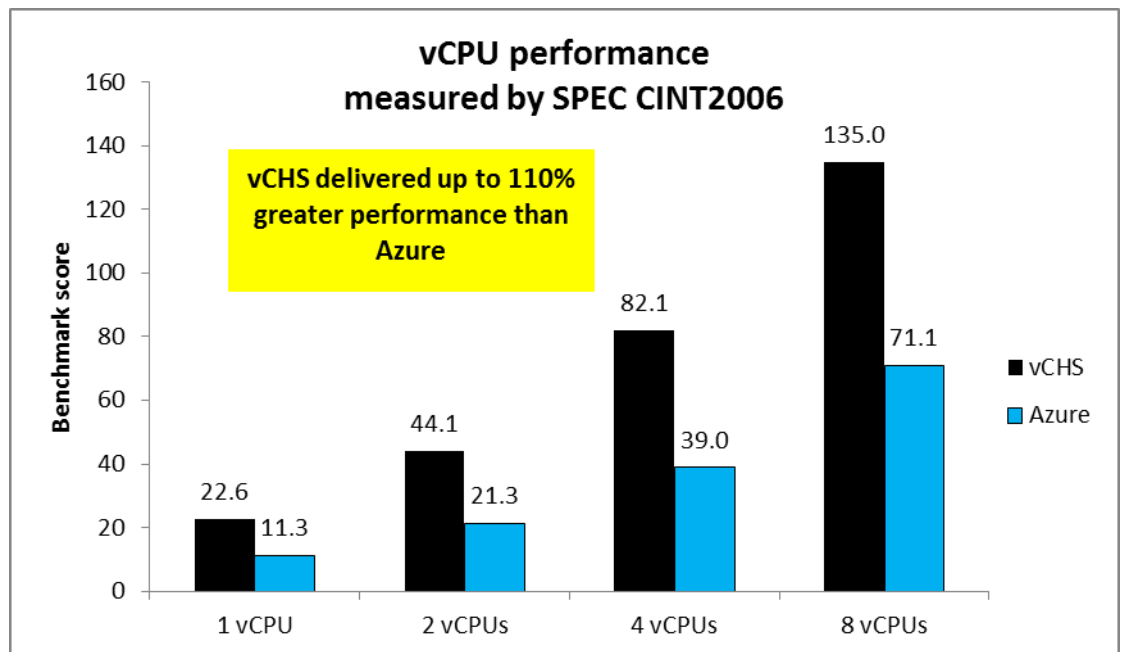


Figure 1: At all of the vCPU/memory counts we tested, the vCHS solution delivered superior SPEC CINT2006 performance to that of the Azure solution.

Our findings with the SPEC CFP2006 benchmark were similar to those with SPEC CINT2006, with the advantage of the VMware solution over the Microsoft Azure solution even more pronounced. As Figure 2 shows, on the SPEC CFP2006 benchmark, the performance of the vCHS solution again exceeded that of the Azure solution at every vCPU count, with wins of up to 121 percent.

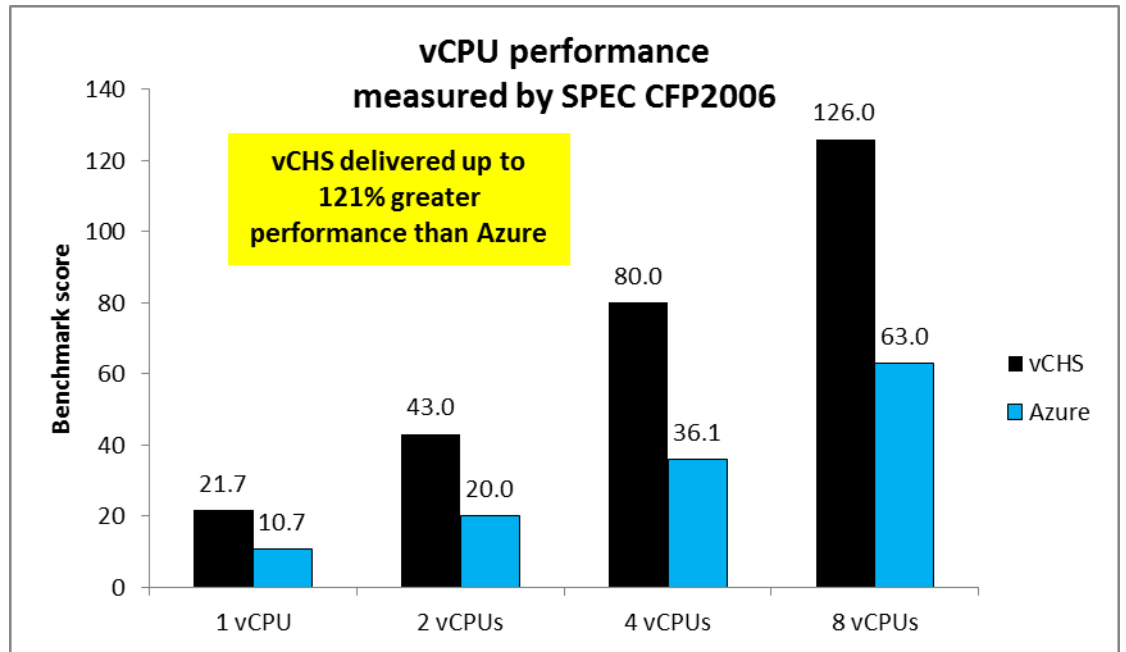


Figure 2: At all of the vCPU/memory counts we tested, the vCHS solution delivered superior SPEC CFP2006 performance to that of the Azure solution.

WHAT WE TESTED

About vCloud Air (formerly VMware vCloud Hybrid Service)

In September 2014, VMware rebranded vCloud Hybrid Service (vCHS) as vCloud Air. According to VMware, this service, which is built on VMware vSphere®, “quickly and seamlessly extends your data center into the cloud using the tools and processes you already have.” It is available in three service offerings: Disaster Recovery, Dedicated Cloud, and the Virtual Private Cloud. (We tested the Dedicated Cloud offering with resource reservations found in the Virtual Private Cloud offering.)

For more information about VMware vCloud Air, see www.vmware.com/products/vcloud-hybrid-service/.

About Microsoft Azure

According to Microsoft, “Azure is an open and flexible cloud platform that enables you to quickly build, deploy and manage applications across a global network of Microsoft-managed datacenters. You can build applications using any language, tool or framework. And you can integrate your public cloud applications with your existing IT environment.”

For more information about Microsoft Azure, see azure.microsoft.com.

About SPEC CPU2006

SPEC CPU2006 is an industry-standard benchmark that uses a CPU-intensive workload to stress a system's processor(s), memory subsystem, and compiler. SPEC CPU2006 encompasses two types of tests: SPEC CINT2006, which reports results in both SPECint_rate2006 and SPECint_rate_base2006 scores. The difference between the two is that SPECint_rate2006 allows for more optimization than SPECint_rate_base2006. Like SPEC CINT2006, SPEC CFP2006 reports results in both SPECfp_rate2006 and SPECfp_rate_base2006 scores. (We report SPECint_rate2006 and SPECfp_rate2006 scores in this report.) These scores help compare a wide range of hardware. For more information about the SPEC CPU2006 benchmark, visit www.spec.org/cpu2006/.

IN CONCLUSION

Business computing is making its way to the cloud in a dramatic fashion. Selecting the right cloud service provider is a pivotal decision that could have a significant effect on how much your company benefits from this move.

Throughout our CPU tests, we found that VMware vCloud Hybrid Service instances performed dramatically better than Microsoft Azure instances in all virtual processor configurations, earning consistently higher SPEC CPU2006 scores.

By choosing a cloud service that can deliver stronger processing performance, you can ensure that you are giving your applications the necessary vCPU resources to perform well and making the most of your investment in the cloud platform.

APPENDIX A – DETAILED TEST METHODOLOGY

For testing, we selected four of the default instances from Azure and then configured similar instances with the same virtual processors from VMware vCloud Hybrid Service. Figure 3 shows the configurations we used from Azure. For each instance, we looked at the /processor/cpuinfo file to see the processor configuration. All Azure instances used the AMD Opteron Processor 4171 HE.

Compute instance	Virtual CPU	Memory (GB)	Storage (GB)	Processor
Small (A1)	1	1.75	60	AMD Opteron Processor 4171 HE
Medium (A2)	2	3.50	60	AMD Opteron Processor 4171 HE
Large (A3)	4	7.00	60	AMD Opteron Processor 4171 HE
Extra Large (A4)	8	14.00	60	AMD Opteron Processor 4171 HE

Figure 3: Azure instance configurations.

Figure 4 shows the similar configurations we used from VMware vCloud Hybrid Service. As with the Azure instances, we looked at the cpuinfo file to confirm the processor used for each instance.

Compute instance	Virtual CPU	Memory (GB)	Storage (GB)	Processor
Small	1	2.00	60	Intel Xeon Processor E5-2660
Medium	2	4.00	60	Intel Xeon Processor E5-2660
Large	4	8.00	60	Intel Xeon Processor E5-2660
Extra Large	8	16.00	60	Intel Xeon Processor E5-2660

Figure 4: VMware vCloud Hybrid Service instance configurations.

We configured the instances using the default templates of CentOS 6.4 and then ran yum update installing all updates. For testing, we used kernel version 2.6.32-431.11.2.el6.x86_64. In addition to the updates, we installed the following packages: glibc.i686 libgcc.i686, libstdc++.i686, libgfortran.x86_64, numactl, sysstat and screen.

We compiled SPEC CPU2006 using the configuration file in [Appendix B](#). For each instance we ran SPECint_rate2006 and SPECfp_rate2006. We performed three complete runs of SPEC CPU2006. In between runs, we powered off the instances and then powered them back on. We used the median of the three runs for the comparison.

APPENDIX B – SPEC CPU2006 CONFIGURATIONS FILES

```
#####
# Linux Cloud gcc 4.4 config file
# Config file for CPU2006
#####
tune                = all
basepeak            = yes
size                = test,train,ref
output_format       = asc,cfgfile,csv,html
flagsurl0           = GCC-4.4.7.xml
reportable          = yes
hw_avail            = Dec-9999
verbose             = 6
makeflags           = -j16
license_num         = 3184
#test_sponsor       = Test Sponsor (Optional, defaults to hw_vendor)
tester              = Principled Technologies, Inc.
submit              = numactl --localalloc --physcpubind=$SPECCOPYNUM $command
default:
#####
#
# Compiler selection
#
#####
# NOTE: The path may be different if you use the compiler from
#       the gnu site.
CC                  = gcc
CXX                 = g++
FC                  = gfortran
## HW config
# default sysinfo is expected to write hw_cpu_name, hw_memory, hw_nchips,
# hw_disk
hw_model            =
hw_cpu_char          =
hw_cpu_mhz           =
hw_fpu               =
hw_ncores            =
hw_ncoresperchip    =
hw_nthreadspercore  =
hw_ncpuorder        =
hw_pcache            =
hw_scache            =
hw_tcache            =
hw_ocache            =
hw_vendor            =
hw_other             =
## SW config
# default sysinfo is expected to write prepared_by, sw_os, sw_file, sw_state
# Descriptions of the different compilers tested
sw_compiler          = gcc version 4.4.7 20120313 (Red Hat 4.4.7-4) (GCC)
sw_avail              = Nov-2013
sw_other              = None
default=default=cloud.i686:
sw_base_ptrsize      = 32-bit
sw_peak_ptrsize      = 32-bit
```

```

default=default=cloud.x86_64:
sw_base_ptrsize      = 64-bit
sw_peak_ptrsize      = 64-bit
#####
# Notes
#####
default:
notes_submit_000 = 'numactl' was used to bind copies to the cores.
notes_submit_005 = See the configuration file for details.
notes_os_000 = 'ulimit -s unlimited' was used to set environment stack size
#####
# Optimization
#####
default=base:
OPTIMIZE            = -O3 -ffast-math -mmmx -msse -msse2 -msse3 -mfpmath=sse
default=base=cloud.i686:
OPTIMIZE            += -m32
default=base=cloud.x86_64:
OPTIMIZE            += -m64
#####
# 32 bit Portability Flags
#####
400.perlbench=default=cloud.i686:
CPORTABILITY        = -DSPEC_CPU_LINUX
#####
# 64 bit Portability Flags
#####
default=default=cloud.x86_64:
PORTABILITY          = -DSPEC_CPU_LP64
400.perlbench=default=cloud.x86_64:
CPORTABILITY          = -DSPEC_CPU_LINUX_X64
#####
# Portability Flags
#####

462.libquantum=default=default:
CPORTABILITY          = -DSPEC_CPU_LINUX
483.xalancbmk=default=default:
CXXPORTABILITY       = -DSPEC_CPU_LINUX
481.wrf=default=default:
CPORTABILITY          = -DSPEC_CPU_CASE_FLAG -DSPEC_CPU_LINUX
__MD5__

400.perlbench=base=cloud.i686=default:
# Last updated Wed May 7 14:04:33 2014
optmd5=8e5442d510730679cc400286290651ed
baggage=
compile_options=\
@eNq9UdFOgZAUfecrMr5j4vZGxhIodUOBEgbJ9KWZWSl1dKGd0b/3MgbOGF80sWna297T3nPOTVRr\
y92LqOpGILU3tWq1Y2nT1aXh3aF9qDv+Krq6enfXJbYIi1MHPZY1smGq8cWFQnawSSnhJC0gTALq\
FysIUppFnLCMImSzObKraqcNFDRPyJZSvsGqtRjW2bABS1b7HuIOqfkMjeOzCI/CpNiO9wutDl0p\
lhZxECEuBoL4GDP/mqW5i7+wxRZogD+uIm+1gdx35keETxOy5hNokoIt5iD4NYzDOWqZ3+s6EWFZ\
7v1hFOa352QGhdiC7Waw/K8W/uDeQt0/i9LoZQ9p5OT15FfvZBScXP1X7VA49vI1HP2+B43EAXdW\
9D09a+gHEzrPew==
exemd5=29fb5df3f4b6bc9744c59b6a6cbb99e4

```



```
401.bzip2=base=cloud.i686=default:
# Last updated Wed May 7 14:04:35 2014
optmd5=398ec4b92cd3500251cf75b8012d6d9e
baggage=
compile_options=\
@eNqtKFFPwyAQx9/5FBfeMXF7a9Y1jnZLXVeazL740kyEiY6yADP67b2uGqd7W0bIceHu4Pf/V65j\
dvOmtNkpcPtoXBcSEqI3Mrb+0D0b374rb/RnSm8p4WJVJ7CVEhhu9zNx44B16zrnLa8bTKssnzUL\
AGBiDEzrTYj4S3wBZq39wBiCGuJoOLDL6n3fkg6l8Qj+r0lwBy/VlPAEOE8pUtBjLmb3on5I6R8k\
ShAUaeb13WKNtXM8SkQCOFisisccOy5HpaQsquXgy5UkT9zTq5IxTE/ufsX1ssvs24LrqTi+Kpre\
yhMfvwDiT6H9
exemd5=a6bc8d9618cb4ac6ec49425fa14cb82e
```

```
403.gcc=base=cloud.i686=default:
# Last updated Wed May 7 14:04:50 2014
optmd5=2a3e0107cb04c38ce219e7d06eef2cfe
baggage=
compile_options=\
@eNqtUE1vgzAMvedXWLkHae0N1Uo10DYbEKSWyy6oo2FjI6Qi6bT9+5kytK/b1Chynuwx+/1lpmp6\
8KLqplVgTq4xnfWJdX1TubI/d8emL19V39TvAb2hhMs09+GxqoDhNdMPzwCLdnnMS54XCLMoDosN\
MOEBMDkHvtcH63CQewKmtX7DaK0a42x8kKXr00AJxtJ8Br/PwppzX6kl4T5wH1AUQi9YhrCy3wf0\
hypKUCsKwierzQ5rfrVeGGGc8W05kYRHifQB4u1U3MeY+b9+ShKR3Y1+XcmHhX14VpWzS8Ss1VP6\
a+nBjiT6tOZ6i2DXdLXflokIB5daTcdBshhc/2b5B0GkrY0=
exemd5=28a44627765558dbb6e1d38ef0c35b8e
```

```
429.mcf=base=cloud.i686=default:
# Last updated Wed May 7 14:04:51 2014
optmd5=3f2172f77d4d0378fe6316c20a2c1d31
baggage=
compile_options=\
@eNqtUV1PgZAUfe+vaPpeE7c3MpZAwQ0FSgRi4ksza1GU0oV2Rv+917H5Md/Mmub2pPf03nNPC9NT\
vX1VTdspbLauNb31kHVdK50Ydv1jO4g3NbTNh08uCWl8Kzz8JcWmsM3xxYXBNCqLmAlW1ADzKA7r\
FQZ0F+SVKKuIieKWVxxTPse0aTbWQVv3jKnW+h2itWqKs+kAlm62I8WfUvMZPl0La3aDVEvEPMY\
T0AW2WMeXvOi8skvjQSBcpB31QarEnJ/9e4ZYzytWBfrJMBCOIehuJ1ltzHkP//OAS1SX4zmXkm\
Wxbm4UVJZ5eAaaeP198ej06k0cGp8w0CVbOgWos0CUfPOk2mRrweP+HHD3wC8H+23g==
exemd5=4f40a78398e1eaeeafa5d4528b9c4f38b
```

```
445.gobmk=base=cloud.i686=default:
# Last updated Wed May 7 14:04:56 2014
optmd5=a9e2c83c29ce243ebd97b0b8046a0579
baggage=
compile_options=\
@eNqtUU1zgyAQvfsrG06k0+TmxMxENGqr4kxiD70wqcGWViQj2mn/fZeYpF+ndsLA8mB3Yd/bXLdE\
bV9ELRuB9L6XujWuY/pOVj3vhnYnO/4qOlm/e/gaO5RlhYseqwoRmPqUMdGIBOsipJwWJcA8CP0y\
AhAv70JOWb5KIh4jkkzsGs2VbKtm2Al7OGNE2AyRut6aHsrqnxBRsr2BNUaMdjpuEKXqvQ3xRtds\
in6OudFDV4mFQ11EqYehbHzAzL9hxcbD3zhgB5hB+at0Ga3B95vPIcIPcxrzc9AfCWKHuQj+TrLk\
PoT8/7PFTprkt2MvLqTaXD88i6o3C8CkUafrT4mseG1wFPJyRODVbLmJeZr4VtNG4fejVtoefWnQ\
BxvQyAs=
exemd5=77c1ce55c918e3cf0c78729ffc9c6b61
```

```
456.hmmr=base=cloud.i686=default:
# Last updated Wed May 7 14:04:58 2014
optmd5=afe9b8a1afcl1a22dae9a7c784da3678f
baggage=
compile_options=\
@eNqtUE1PwzAMvedXWLkHielWrZPwtIx21TaetmlGiWFQNNMSYbg3+MSJr5uaFFkW/Fz/N6rzMj0\
/ln2apBgDl6Z0UXEeas639rjeK9s+yKt6t9iekkJF2UdwUPXAcNrThMXBli6qTpe8rrBskqzpfkD\
ABNzYH2/dx63+EdgWutXjM7JEGchiUr3hwkSh9Z8Br/Pwpmj7eSS8Ag4jymyoB+1SG5EvY3pD0qu\
```

```
IFFkclWslhvs/aVHiYgAB/My32WI+D9VSoq8ug2+nEnywtw9yc675WTioE/PX/om5UX66cL5hOCv\  
5Wp73RZ5Mrk2aBoWiWYy+Ju77xllp+Q=  
exemd5=c4aad157890c4ea6178037340bd7bffc
```

```
458.sjeng=base=cloud.i686=default:  
# Last updated Wed May 7 14:05:00 2014  
optmd5=398ec4b92cd3500251cf75b8012d6d9e  
baggage=  
compile_options=\  
@eNqtKFFPwyAQx9/5FBfeMXF7a9Y1jnZLXVeazL740kyEiY6yADP67b2uGqd7W0bIceHu4Pf/V65j\  
dvOmtNkpcPtoXBCSEqI3Mrb+0D0b374rb/RnSm8p4WJVJ7CVEhhu9zNx44Bl6zrnLa8bTKssnzUL\  
AGBiDEzrTYj4S3wBZq39wBiCGuJoOLDL6n3fkg6l8Qj+r0lwBy/VlPAEOE8pUtBjLmb3on5I6R8k\  
ShAUaeb13WKNtXM8SkQCOFisiscOy5HpaQsquXgy5Ukt9zTq5IxTE/ufsX1ssvs24LrqTi+Kpre\  
yhMfvwDiT6H9  
exemd5=1459f8b581e61330578589979e8b8cdf
```

```
462.libquantum=base=cloud.i686=default:  
# Last updated Wed May 7 14:05:02 2014  
optmd5=dd2d18aa19b4ee31f2e2aa4070ddb523  
baggage=  
compile_options=\  
@eNq9Ud9PgzaQfu9fcek7Jm5vZCyBghMFShwk6guZWBSldKGd0f/ew445Y3zRxKa5u/Z+ffddpnpH\  
bp5F03YC1Na0qtcu0WZoa1MNu/6+HaoXMBtNm0dPKWE8zV14qGtw8Kop40SBE67ziFUsL9HMwigo\  
VwDg8Dk4TbPRBruYR3CklK8otRZWzqzCKNlSxxDPuuYzmM5n5SsqJs/J6+l9otRtqsSTMBcY8iqjo\  
h82DC54XHv0CkRIEjjXOEn+1Rt93uJRwFzAxTuPbCCN+D33fi18VfhAncXFz3M8OQQmqS0vlX1n6\  
gaCFunsStdHLMaSTBzoPlIxxJeGeuH+dHRunfnGOz2DcRsepxcLLcW1HO3sH2+bEwg==  
exemd5=1bdfb20d8c111ef9fe052430dc08afb9
```

```
464.h264ref=base=cloud.i686=default:  
# Last updated Wed May 7 14:05:11 2014  
optmd5=afe9b8a1afc1a22dae9a7c784da3678f  
baggage=  
compile_options=\  
@eNqtUElPwzAMvedXWlkHielWrZPwtIx21TaetmlGiWFQNNMSYbg3+MSJr5uaFFkW/Fz/N6rzMj0\  
/ln2apBgDl6Z0UXEeas639rjeK9s+yKt6t9iekkJF2UdwUPXAcNrThMXBli6qTPe8rrBskqzpfkd\  
ABNzYH2/dx63+EdgWutXjM7JEGchIUr3hwkSh9Z8Br/Pwpmj7eSS8Ag4jymyoB+1SG5EvY3pD0qU\  
IFFkclWslhvs/aVHiYgAB/My32WI+D9VSoq8ug2+nEnywtw9yc675WTioE/PX/om5UX66cL5hOCv\  
5Wp73RZ5Mrk2aBoWiWYy+Ju77xllp+Q=  
exemd5=cb7d87072aeb92cb65b3173b7a878950
```

```
471.omnetpp=base=cloud.i686=default:  
# Last updated Wed May 7 14:05:18 2014  
optmd5=ce797cb647de7e8f63b165eefdbb6e2e  
baggage=  
compile_options=\  
@eNqtKnfUwiAUhu95ihNuDS7Tu2Y1WwnnutXSRJuY3TRa6cZwWAA129sPrUaXXSxZJOHA4fzAf75c\  
KyJXH7wRLQe9dUIrGyDrjKhdZTq1EabacSOarxDfYkTZrAjgdTAAUgPRpxtDDSSeFwmtaFH6bR4n\  
UTkFkg791FJxVwlvT92G+7wVa3vD1U4YAMLGQJpmZZ134d6ASck/fbSW93HUL141m+1eEval8Qjo\  
487qztR8gmgAdLkMsTeIjwmLnlixCPEPvxj5LrzVh+x+Ove1394PijJ6WN1Ev3RDEYsAP9Voktf\  
Ei//f2cYZWn+3GO+FiG9fue1s5OLszOOPaosPmK7XheHV1m5h39B/hv/3bth  
exemd5=f506dd491b15c8d5615ddf3f636f11d8
```

```
473.astar=base=cloud.i686=default:  
# Last updated Wed May 7 14:05:20 2014  
optmd5=3062caf89235eab99ad0a9e002e3dee3  
baggage=  
compile_options=\  

```

```
@eNqtKFFvwiAQx9/5FBdeDUumb81qYilzbBwa2CZmL0Qr3bqtxRRctm8/ajXW+LbIwwF3f7j//YRp\  
SL3+1GX1pcHsXGUaGyDr2qpwqt0326pV37qyt8Q32NE5SIN4G00AlIAMacXdwZiVewZVTN/VHE\  
LMrng5xKeJY1TDER85kAIHICpCzX1vnu7h1IXdc/Plqr+zjuN6+qy10nCfvSZAzn9WDNvi30FNEA\  
6GoVYm8MHy8yepZpFuILnxh5997OYzKbL33t2vNBETFBn9SV6HIIjGQAvGVf8FfmZf+fCKOEi5ce\  
663ImM2HLpydDnJnDB2iJD7iut0Uh19l3kEfEP8DA/izNw==  
exemd5=ba27e6d937a6228ee9cbc90fdd7613ce
```

```
483.xalancbmk=base=cloud.i686=default:  
# Last updated Wed May 7 14:05:48 2014  
optmd5=7717b057a25e3609370b011815e9b6aa  
baggage=  
compile_options=\  
@eNrtVF1vmzAUfedXWLxWFC3dU9RUcsBL3RmMMFR0LxYjppqXDOMKkav99DYSErn3qtD3NEvh+HF/M\  
PccOvePI/Jcoq1oAteSQLeipbu2Kjre7ptt1fIn0Vbly8r+YlseDaIluD87A04BHDWtOFFa8Vme\  
PO5FqTFDH63TDTAWjCIEUp5cxwj6zAQYSGDIcRiggAdswmFPoqBg8/N8yzaQujiZLlbJd96biV3\  
9Syk8+eZt++q2g30PVH5VrTaxU0gpGpfFockbd7oQo2YQjVPPSCv86Zwq6ao91ththrF9IZnAYlg\  
zPotHgNpgsnkjkk2uQxmX72Zs5hsnwaTeQsJ9mFCh1WmHE8Z4iFM8C3iSQxD5tGhJcfcoVuIMbhB\  
U8PoBXDKMted4a97AI6U0nRCai3G92KcDEqWux6yG1MXC9CPE1+c4DDNhiC41Gpv2nRleUvgZdnK\  
N1TbB4eub2iUrOw3zNuW0Ymp8o3ADTO59yoYEGsUetfCFDni/gvj7wjDtugSGJ5wgH8g0+jPy2Sk\  
NssiGidwjQl07uYEj7KxLTN9H6+EP9Xkx5IEl+rnoyg6fQVO4yTAXpzEPwj1H//68Gma9mdidiBe\  
AWxnoCc=  
exemd5=0748b31b591299e6d2d4e4d33b95d50a
```

```
999.specrand=base=cloud.i686=default:  
# Last updated Wed May 7 14:05:49 2014  
optmd5=398ec4b92cd3500251cf75b8012d6d9e  
baggage=  
compile_options=\  
@eNqtKFFPwyAQx9/5FBfeMXF7a9Yl1jnZLXVeazL740kyEiY6yADP67b2uGqd7W0bIceHu4Pf/V65j\  
dvOmtNkpcPtoXBCSEqI3Mrb+0D0b374rb/RnSm8p4WJVJ7CvEhhu9zNx44B16zrnLa8bTKssnzUL\  
AGBiDEzrTYj4S3wBZq39wBiCGuJoOLDL6n3fkg6l8Qj+r0lwBy/VlPAEOE8pUtBjLmb3on5I6R8k\  
ShAUaeb13WKNtXM8SkQCOFisiscOy5HpaQsquXgy5Ukt9zTq5IxTE/ufsX1ssvs24LrqTi+Kpre\  
yhMfvwDiT6H9  
exemd5=5a4e32331a09f7ed93bface48d594d69
```

```
410.bwaves=base=cloud.x86_64=default:  
# Last updated Wed May 7 14:05:52 2014  
optmd5=8f598a26cf4f1f73f8c7ef8d57a9871f  
baggage=  
compile_options=\  
@eNq9Uu1PwzAMvfdXWLkHCYY4VOuk9WNTIwsi1h7gUpWSQIA0U5Ih+PekLd06K0jzwZhs9/yc50J3\  
WDXvXMGpDnrnp05sGFhnZ0tqs++epak/uZHi00KXKEjohoXwIrRxpukAt4D1gXahAdMZyCEa6/xQ\  
9wpYKfXls7V8zFfj41FK7HpINLZurmFu9d60fBEkIaySCB1E0FCg8S11ZYROFFHg101YtSLL9db3\  
0i3LktoXAKdFmsXVGgU0BE/MN/lj5hF/32/QYvS+XMY5yCuHqVxNWA8geXE3Medfbnj26Xj4jbl+\  
euOtsws4xtGR3iuSTs074/8HbVr1V5qc6AfK0r1O  
exemd5=d89c13e979876929258f22cafd5ff0c0
```

```
416.gamess=base=cloud.x86_64=default:  
# Last updated Wed May 7 14:06:29 2014  
optmd5=4a85b738b8b57c6044cfee81fc0c8dc8  
baggage=  
compile_options=\  
@eNq9k19PgZAUxd/5FDd9Z41/YiIZSwZjo9pRsrEHfSGTtYqutKHMTD+97XAToyaLJvJQmtsD59zf\  
bSIRvyyfGC/XDKRqS1lpz9FNXRZNXm+qVVnnz6wu+YuPTpAzTlMPtGKFUGDuaJ5GYR6mizyheUwJ\  
iWY4izt1s01GUBCYdLUkvTgHgL6Wm7pgA3D1Yd/jSpWvbNXj11vHOAVREsa5MR2T4WTuox8ckdWa\  
4hfVwX+nSOksGwaY4Ozm069sIOEdGo091zWTb2swC1ssHciPQkuPQOX86VuDK/mAVwhxNasWrN2\  
PW1fRiW4shK/PTLN7ttzQg/GoY/2JmhXoMEVTTOTqOt4TEvUA/MhnuLbyCh+n+8IOAQn1x04f6IB\  

```

31yG3dOXd4+saPTAStZiX/6AYnGRUZffPyIw3tNhFucEB3Yga4HaOHRhZ9cZ3Bsg6P1O
exemd5=460104d3d4572647353a1db8d26d1939

433.milc=base=cloud.x86_64=default:
Last updated Wed May 7 14:06:31 2014
optmd5=e6f86cb1e67d58e27787938eb7158d34
baggage=
compile_options=\n@eNq9UVtPgzaUfudXNH3vEi/xgYw1UNiGAm3Wbom+NBnB0bEulBn9957Cbsb4MhMbctqefrTfJdNr\
Ui/firJaFUhv2kqvjueYtqnyVjXb9VPVqPeiqcpPD19gh7KUu+g5zxGBT+//GGhEQsEjqiifwzIL\
o2A+QSQewGac2eILCRN12WTmh0qmXC0iKtLMQDcUiS+mXTOJszuBEGFXiJT10rTArn1BpK7rD6jG\
FH297CdA1eXGQrz+60Ya7caRkEr4sY2GRm+bvBg51EWUehjE4G7NglvGpYe/KcMO6IU7xok/EXD2\
U2WHCKKMTtUedKZs7DAXAYU4jR8iuOZ8DzpOnM2kH8RJLO9PiXduYMe+2Cf5R7N/8XmoH1+LvDUj\
C1nVh1QOzlrPk3Dn/z8Kh2dTX07B8sBmtapxz4TNbfYnwX8B91X1YQ==
exemd5=a2b45cd40a043249b27a03c181200ef3

434.zeusmp=base=cloud.x86_64=default:
Last updated Wed May 7 14:06:34 2014
optmd5=4953ddd4d0db69456081eb61a49f3e21
baggage=
compile_options=\n@eNq9UctOwzAQvOcrVr47Eg8hETWV2jStAmls0eQA16ikNhhIbNkuKw9TkJpDj1UIOHDerUe7+zM\
ZrLB9fqVcfHGQCorZGMCz1gtKlvqbbMRunxnWvCPEJ0hb05pAEaxSikAwLMVjaMyooVLS1k8LRaD\
WpnSq0uHGhm51RUBA5Y/uc+VEp9s4/PrnedaOvg8nSxWITrSE7UISu7yyTRJk/x+COpIkBeRpcM8\
camtXjeAq5bsW44vAZMLwJyvjXVi7TPguq53LhrD+njeXw5Vc9VCwv7JCdiP7EUBzKMq7U1QVYDT\
G0JzN9GQEZ0giQTgPibL5CF2iN/Pd4I5aZLdDsz5kxtwZMHdGcnHF1ZZM4bDOTjSepXOhub9o/60\
mxTtlgYr+gLBAeRO
exemd5=c6be4e90e9decdbdee6e48ff8c5aa93cd

435.gromacs=base=cloud.x86_64=default:
Last updated Wed May 7 14:06:42 2014
optmd5=83149b556d072f8dbc56ec54626eb427
baggage=
compile_options=\n@eNq9k1lvvgjAUhu/5FU3vs7KPLBlRE6gg3ZCSiUu2m8bVdmMTSgAXt1+/VtSQ6BKjib1oS/vSc97n\
nFgVKJ99CZktBFB1k6midqy6qTLESgPzZLOKfYsqkz99eAwTIEkcUJeClyUAAA0niY8ZTqZ6Gw99\
bzrqnLEoubvVql6tlhUXA4DUbm/Lssx+xdyW9ytLP6nlQeSOJn144E1oFAl9S12PRCR96YrWQaCF\
6Vhr3qWqmpWAMRNsi0dWwFEbwCSclY32mzzAVCe5ys917Vo5+t20apclkbSb6+0gW3KFnZAgPtw\
GwSuD6j3QJNUZ9SNCI+wRB2gfyRj8uprxen5HQ+H830uBwoIELH1V+g++wzTOCAjFp4FcDP2G6Md\
Xb7Y8OV8jRafjFYrPD/GICNb1b6jixYgIvFjpvzPpPkPyJ56+xS8qQdGssh32HfoDNRo2G3gS/ag\
A8ZuGrKIEKYgixy26dCpQXCnvH8xufZx
exemd5=92a924c6219e4ce77a2274c6809a1b49

436.cactusADM=base=cloud.x86_64=default:
Last updated Wed May 7 14:06:48 2014
optmd5=50702756905b047fe98e8df22da44f41
baggage=
compile_options=\n@eNq9k1vtvgjAYhu/5FU3vy7JDloyoiRTUbKjJxIvthrjabmxACcVl269fK0pIdIvRxF6UUH6+w/t+\
oSxQvvjgIs04kGwDykI5lqqr1NVJtSqWazV88ioV3314Ca1RFD1AlZyVJQAaebPIxwm05voYer47\
H3fukiC6vdFUT81VxfGAINmbeVGW6Q9f2uLuy9IhNT4KhuNZH+6JCQ0R0cd46JKAxE9daJ0EWphO\
NfMqZfVXiWigZpJt2rElQPQaICEWqtbn1m8A5Xn+pXeleLNfnQ9N5aI0SL/5pBvYlmxhB4xwH26T\
wPUFde9pFOuKuhnAS1RB+gfyZQ8+5o4vr7DxWfSv5c9BgJE0oJlq6WOT2z7on3xMKaef5KWm7U7\
I83qSo2N1IytVcZHq6wJ1w/xJMFb6t/mzmpLQMKHszsyeKOWfmvbkzyztntRoYJMtbB1oVjb6B1x3r\
c06mA6bDeJIEExDXeZDlsyqFzY3bH6V9Yq17j
exemd5=2f69aa03ea5792418158a8e8994a56e2

```
437.leslie3d=base=cloud.x86_64=default:
# Last updated Wed May 7 14:06:53 2014
optmd5=8f598a26cf4f1f73f8c7ef8d57a9871f
baggage=
compile_options=\
@eNq9Uu1PwzAMvfdXWLkHCYY4VOuk9WNTIWs1h7gUpWSQIA0U5Ih+PekLdO6K0jzwZHs9/yc50J3\
WDXvXMgPDnrnpO5sGFhnZOtqs++epak/uZHi00KXKEjohoXwIrRxpukAt4D1gXahAdMZyCEa6/xQ\
9wpYKfXls7V8zFfj41FK7HpINLZurmFu9d60fBEkIaySCB1E0FCg8S11ZYROFFHg101YtSLl9db3\
0i3LktoXAKdFmsXVGgU0BE/MN/lj5hF/32/QYvS+XMY5yCuHqVxNWA8geXE3Medfbnj26Xj4jbl+\
euOtsws4xtGR3iuSTs074/8HbVr1V5qc6AfK0r10
exemd5=847e46840b9c5a39aa391c3dfe5cd236
```

```
444.namd=base=cloud.x86_64=default:
# Last updated Wed May 7 14:07:01 2014
optmd5=0c46b969c416c9adae32501e2eae441f
baggage=
compile_options=\
@eNq9UuclOwzAQvfsrRr5WRmIRh6ip1CxUhjS2aCIVLlEJNgRIXMUugr9nkrS0CE4gMYfxMst78yY1\
DatXz0pXLwrM2lWmsR6xrq1KV7Sb5r5qilfVVvrdp8eUHGiuPXgYjYCVwMyu4sgAixYyDotQ5nhN\
ozjIZwDaxCkwrVfWIYp7BFbX9Rt6a9XgT4YDs2q971L8IXR+B135Z9MikcMX2tiaTVuqCQk9CJdL\
nyIfun2I4FLIzKdf6FGCpLHJRTKdLTD2nSolwgMs5HN+G2PG72n3WFJcZ9OAJzy7OYTrh6Ak4enV\
IOIf9flZHhibuydVOjuBve3F6IRKoq1o/zh1DyvybjcHi/kAeGu63g==
exemd5=b4861d8de61102ce03d95b0a2a0db697
```

```
447.dealII=base=cloud.x86_64=default:
# Last updated Wed May 7 14:07:22 2014
optmd5=b116d89bce0a3477670ed5b192b420c8
baggage=
compile_options=\
@eNq9Uu1PwzAMvfdXWLlOQWIgDtU6qV9sga6p1k4aXKLrPhBYm6npEPx7vHbThuA0JCzFSWzHee85\
1jWtVm+yVGsJetMqXRvbMm2j81Y027pQjXiXjSo/HXJLJ/PEhueBwOgOVb9eHGhgQZpEvrCTxZ4\
jIPQW0wAKFN1vt4WEmMe52kmApa6XhSKbDoP3SDFeCFXa8GYKfQla4PdnCugHFdzrkyL4NoXoFVV\
faA3RvZ+2G9YVZwBXYnTp26uAe2IRURJH0IbGb1tcjm2fBv85dIhSIPsL9y740nmkG+siIVcsc1t\
5E5SzP1k2FV4YexPBTY51J1HmljcbgTBZuwxxC7nS9ChSv8cz0WsezhFHonCLEiFt/3c/yj1r9L\
DSP99Crz1ozhaEdhd6JHwX4A/8i6+5YvdmM+GfIX6fPj6g==
exemd5=ce19a064ded65deb33a85a25c81ea77d
```

```
450.soplex=base=cloud.x86_64=default:
# Last updated Wed May 7 14:07:27 2014
optmd5=0c46b969c416c9adae32501e2eae441f
baggage=
compile_options=\
@eNq9UuclOwzAQvfsrRr5WRmIRh6ip1CxUhjS2aCIVLlEJNgRIXMUugr9nkrS0CE4gMYfxMst78yY1\
DatXz0pXLwrM2lWmsR6xrq1KV7Sb5r5qilfVVvrdp8eUHGiuPXgYjYCVwMyu4sgAixYyDotQ5nhN\
ozjIZwDaxCkwrVfWIYp7BFbX9Rt6a9XgT4YDs2q971L8IXR+B135Z9MikcMX2tiaTVuqCQk9CJdL\
nyIfun2I4FLIzKdf6FGCpLHJRTKdLTD2nSolwgMs5HN+G2PG72n3WFJcZ9OAJzy7OYTrh6Ak4enV\
IOIf9flZHhibuydVOjuBve3F6IRKoq1o/zh1DyvybjcHi/kAeGu63g==
exemd5=50866441530d18e729cf9d14969436db
```

```
453.povray=base=cloud.x86_64=default:
# Last updated Wed May 7 14:07:33 2014
optmd5=0c46b969c416c9adae32501e2eae441f
baggage=
compile_options=\
@eNq9UuclOwzAQvfsrRr5WRmIRh6ip1CxUhjS2aCIVLlEJNgRIXMUugr9nkrS0CE4gMYfxMst78yY1\
DatXz0pXLwrM2lWmsR6xrq1KV7Sb5r5qilfVVvrdp8eUHGiuPXgYjYCVwMyu4sgAixYyDotQ5nhN\
ozjIZwDaxCkwrVfWIYp7BFbX9Rt6a9XgT4YDs2q971L8IXR+B135Z9MikcMX2tiaTVuqCQk9CJdL\
```

```
nyIfun2I4FLIzKdf6FGCpLHJRTKdLTD2nSolwgMs5HN+G2PG72n3WFJcZ9OAJzy7OYTrh6Ak4enV\  
IOIf9flZHHibuydVOjuBve3F6IRKQo1o/zh1DyvybjcHi/kAeGu63g==  
exemd5=3d5c9b939fedc35f0197f8ec690419f4
```

```
454.calculix=base=cloud.x86_64=default:  
# Last updated Wed May 7 14:07:42 2014  
optmd5=a415db3e25b10c1817f5f8fc1cd12de2  
baggage=  
compile_options=\  
@eNrVkl1rgzAUhu/9FSH3KeyDwaQWNlWtmzVh2ovtRro02dyqEWNHt1+/pFYR2kFZYbBcxHB8Oec9\  
zzmRLFC+fOciW3MgyzqThbItVVcZq9NqU6yyKv3gVSY+HXgBrQmlNlAlZ2UJAEDjmPo4xXShn9HY\  
9xbTXiwN6c21Vg2V3FSMjwCS3XsgyjL74quBuN1aOqWWT0J3GjvwSE5oFJQ8JK4XhEHY2BftikAL\  
k7nWvAhZ1dWyAIiZYvt2BhKgIKaEhH4MELkCSIilqnXb9StAeZ5v9a0Ub+7L5qNVuSiNxG1+6VZa\  
8xa2wQQ7sC0HdwHi3RGaaG/92vC05jw/wrO0FbVmoUVsoHMG8+DJ1/HfWz+dIGOH8I5NuQN6FtH9\  
OdyZ5vSBYwOcsR1r/M9Zh0F039vWMxH+QG8on984q9XISNZ5x7rjZUiG4/4a/+W62WDuJrM0DDwz\  
hnUOGztkYcbam+k3fHda8Q==  
exemd5=85a1ebec9dd144bd861c1b2bd86878ba
```

```
459.GemsFDTD=base=cloud.x86_64=default:  
# Last updated Wed May 7 14:07:59 2014  
optmd5=4953ddd4d0db69456081eb61a49f3e21  
baggage=  
compile_options=\  
@eNq9UctOwzAQvOcrVr47Eg8hETWV2jStAmls0eQAl6ikNhhIbNkuKnw9TkJpDj1UIOHDerUe7+zM\  
ZrLB9fqVcfHGQCorZGMCz1gtKlvqbbMRunxnWvCPEJ0hb05pAEaxSikAwLMVjaMyooVLs1k8LRaD\  
WpnSq0uHGhm51RUbA5Y/uc+VEp9s4/PrnedaOvg8nSxWITrSE7UISu7yyTRJk/x+COpIkBeRpcM8\  
camtXjeAq5bsW44vAZMLwJyvjXVi7TPguq53LhrD+njeXw5Vc9VCwv7JCdiP7EUBzKMq7U1QVYDT\  
G0JzN9GQEZOgiQTgPibL5CF2iN/Pd4I5aZLdDsz5kxtwZMhdGcnHF1ZZM4bDOTjSepXOhub9o/60\  
mxTtlgYr+gLBAeRO  
exemd5=ed9c5b9df50f3b3b47b8b35b5baf796f
```

```
465.tonto=base=cloud.x86_64=default:  
# Last updated Wed May 7 14:09:18 2014  
optmd5=f6c0fd6aaa8c815d3fabe721bda8be5e  
baggage=  
compile_options=\  
@eNq9U1lPgzaUfedX3PAOiR8xkWxL+OgmCm3Dx4O+NmiKooMS6HT66ylscyT6sKixD7e37WnPuecW\  
i9qosmdelCsOopGlqDtL62Rb5pK163pZtuyFt2XxNtVPdG1OqQVdw/OmATBewfDSGDEaIWZjj1ES\  
J8wl2PMTn+B4d4qiiEQstLG9QCHCCRgVrErJ22xlN1W/kqKWYsi9mCKXuTRVKfaQky5GeyyGf+cA\  
MOnEus35DAzxmZtF05TvfGkwlxtNaXQQdq+YkjsP7EU81f9c96zKFH7978qHxCURInt+IGf3I5B\  
Qym65pJQYR4K0co2q8HI+5J2XTAFGOQMjKLI0q16JB8VfVvtVOW6vo2n20mhqqLpIdPtKbJpb4zm\  
WjB3p/qeRB82iHNNaKIUjRmPKYlYoC76oX+HFOLn+o4wJ/DxzcicX7kB33yjYUzE/RPPZTeDwzG4\  
0nsVeGPz/rH+gZukfZdGLfoANeUb8A==  
exemd5=0958738f8cae69d85990a0c7f858200e
```

```
470.lbm=base=cloud.x86_64=default:  
# Last updated Wed May 7 14:09:19 2014  
optmd5=d1eb52389405453fef84729bdd70d0c9  
baggage=  
compile_options=\  
@eNq9U1lPhDAQvfdXTHqviR/xQJZNo0BaLbR4aAXsiIoSumGdo3+ewusu2uMF01smumk82bmzZtU\  
d0StXqq6aSVQa9voznjI2L4pbdFvuoemL16rvqnfFxyMERWJ90CxLIG4qz8zjjSQaC1jWlCZOzeN\  
4jBfAAARp0DqemWs62KfgCil3pwlpprsyfQ4lKrXA8SfQudnsD37wgWX+2+YGb3py2qOqAeU+tiR\  
wqMvwishMx9/YyiR4+1qXPBgsXSx72wxeh64RJawu9ghfs987CXFTRaEjLPs9rDdOANGnKXXk45\  
lOgHdWb6/rkqrZkPkFbttNzPMSjFo61q/zi4a5sE2WXBWTisoVV4YiLYWMMH6/oAY2XCKA==  
exemd5=4bc6792deb472d46cc7426efc2fa78d0
```

```
481.wrf=base=cloud.x86_64=default:
# Last updated Wed May 7 14:10:16 2014
optmd5=9f89282b17f118816f38bb4350de567c
baggage=
compile_options=\
@eNrdU11vmzAUfedXWLxDm6yalmhUAmM6b2BbQLRsL1bmmI0tfAhI1+3X1yakIWsqVY20h/rB9rkC\
f01z7iVVaRWrXzLLNxJUdZdXZTs32q7JRcebbbnOG34rmzz745gT0wgYm4O21qKuAbB+A6sAm7yT\
zWpj1wWwsA0sH5MUU71+prGf4K/IuVIoPkLhESIohX6gNijikMbImehgNIBLBSB1I5YcMFqyAwhm\
lzxJXeK7ISWoZ5MA33BvEfaQEefdZDZV0chdcp9GLiYJD5xpn4Ny4kYoxEnKWawurmIJQ5BDttCf\
feQtbkYxHrK3V2MM3QTxIHSPSZgslgCA9221bYS8B1b1sLezus7/yrWdze4MpaWHCPzAlaz6kMQx\
X6Gmpn6n0mX/wscK9wxG49T1cIjTL2NSL/lwxBOMp00wDUgj9ev3rGq6Z1UCS2gzhjq3q5262L4o\
ZSfW2UVEis12LYFF3wAry1Ztp5qj+6EsKY07Nbet3M3T3aJYRVZrirP7pKpj77QB5yCAjrnPbfYB\
6n2kLFXHXH1/kmQoNtTKQt7cNOgcqAQ40nVgnVGoz3gyaCvEY11PddFpqc/SehgvbdB+jP2C2i8h\
eqvga7Lqpe2jlk+j9jnTrH992jtQffspRddeg8M4KK69CP1xH/3PEte56UJXwagE7gGQ7hRC
exemd5=5a1a16355c7247d6fdcc11580c788063
```

```
482.sphinx3=base=cloud.x86_64=default:
# Last updated Wed May 7 14:10:18 2014
optmd5=4199ab0aa1e0879ea73c2b194fc58d80
baggage=
compile_options=\
@eNq9UV1LwzAUfe+vuOQ9Az/woayDNuvWaNcU1wr6ErbaarRZRpOJ/nvTdp+IDyoYwk249yT3nnMS\
tcJy8VpWoi5BrY1QK+062jSiMLzZrB5Fw9/KR1QfHjpDDmGz1IWnogBst9q9GCjA43kaEk7S3F6T\
cRjkU8B0cJqP/LuQE5ZM6JRHfZnWYrKxogYAzC4AV9VCGzuSeQYspXy3Ueuyj+f9YVGYwrcQry9d\
XcJ2HbrxOD2kYajVpinKkUNcIMRDlgHq7iy4ZmmnoRM6yLEk7R+T2J/Obe0rtQ4RhAmJ+A70E67I\
YS7YvnRGH0L79vfeU0FSdpv5AY1pdn88bScBcmKa3PSe/VHhb8QdquVLWRg9aiG13Fux17MVOh5v\
Rf9H4rbtzM8iHtOgNaiWqJ+E5a3hR25/ApzV35c=
exemd5=0315dae2aa4c5fd47f4a171ba3bc49bf
```

```
998.specrand=base=cloud.x86_64=default:
# Last updated Wed May 7 14:10:19 2014
optmd5=4b62c783978861f681397e52994273bc
baggage=
compile_options=\
@eNq9UU1LxDAQvedXDL1H8AMPZbuwTetS7TbBbQ96KwMtGqbpcMK/nun7UpXxIuCIUyGzMd78ya3\
LWs2z9rULxrs1te2dQFvxvquVr7pde1931avuavMe0mNKuFjJAB6UAobXf1YcWWDxWia84rJEN4+T\
qFwCABOnwIzZOI8o/hFY0zRvaJ3Toz0ZH8xqzLZPCcfQ+Rnsz9S4yuT0DTNnd53Sc8ID4DykSIO\
voguhSxC+oUhJcgbelxki+UaY9/ZUiICwMJ0ld4mmPF75gOWFNfFIkqztLg5hBtmoCRL86tRxx9K\
9IM6M3v3pJV3c5jOJEYvUxbvJfvHqQdYUfa7OVjMB+MSvEE=
exemd5=f639e705a1d96ef85782e1b8d885aefb
```

APPENDIX C – SPEC CPU2006 OUTPUT FILES

Below, we show the SPEC CPU2006 output files for both Azure and vCloud Hybrid Service at 1-, 2-, 4- and 8-vCPU configurations. Because the testing was done in the cloud, we do not show the hardware configuration information. We show the instance configuration in [Appendix A](#) and show all software and tuning information in the configuration file in [Appendix B](#).

SPEC® CINT2006 Result														
Copyright 2006-2014 Standard Performance Evaluation Corporation														
System Vendor										SPECint®_rate2006 = 11.3				
System Model Name										SPECint_rate_base2006 = 11.3				
Results Table														
Benchmark	Base							Peak						
	Copies	Seconds	Ratio	Seconds	Ratio	Seconds	Ratio	Copies	Seconds	Ratio	Seconds	Ratio	Seconds	Ratio
400.perlbench	1	750	13.0	748	13.1	751	13.0	1	750	13.0	748	13.1	751	13.0
401.bzip2	1	1177	8.20	1175	8.21	1198	8.06	1	1177	8.20	1175	8.21	1198	8.06
403.gcc	1	666	12.1	661	12.2	663	12.1	1	666	12.1	661	12.2	663	12.1
429.mcf	1	888	10.3	889	10.3	890	10.2	1	888	10.3	889	10.3	890	10.2
445.gobmk	1	896	11.7	897	11.7	901	11.6	1	896	11.7	897	11.7	901	11.6
456.hmmmer	1	1037	9.00	1045	8.93	1044	8.94	1	1037	9.00	1045	8.93	1044	8.94
458.sjeng	1	1013	11.9	1014	11.9	1012	12.0	1	1013	11.9	1014	11.9	1012	12.0
462.libquantum	1	1267	16.3	1266	16.4	1260	16.4	1	1267	16.3	1266	16.4	1260	16.4
464.h264ref	1	1509	14.7	1506	14.7	1502	14.7	1	1509	14.7	1506	14.7	1502	14.7
471.omnetpp	1	581	10.8	575	10.9	581	10.8	1	581	10.8	575	10.9	581	10.8
473.astar	1	847	8.28	844	8.32	844	8.31	1	847	8.28	844	8.32	844	8.31
483.xalanbmk	1	545	12.7	546	12.6	544	12.7	1	545	12.7	546	12.6	544	12.7

Results appear in the order in which they were run. Bold underlined text indicates a median measurement.

Figure 5: SPEC CINT2006 results for Azure 1-vCPU configuration.

SPEC® CINT2006 Result

Copyright 2006-2014 Standard Performance Evaluation Corporation

System Vendor
System Model Name

SPECint®_rate2006 = 21.3

SPECint_rate_base2006 =
21.3

Results Table

Benchmark	Base							Peak						
	Copies	Seconds	Ratio	Seconds	Ratio	Seconds	Ratio	Copies	Seconds	Ratio	Seconds	Ratio	Seconds	Ratio
400.perlbench	2	781	25.0	766	25.5	770	25.4	2	781	25.0	766	25.5	770	25.4
401.bzip2	2	1211	15.9	1202	16.1	1199	16.1	2	1211	15.9	1202	16.1	1199	16.1
403.gcc	2	724	22.2	713	22.6	713	22.6	2	724	22.2	713	22.6	713	22.6
429.mcf	2	963	18.9	954	19.1	956	19.1	2	963	18.9	954	19.1	956	19.1
445.gobmk	2	920	22.8	900	23.3	901	23.3	2	920	22.8	900	23.3	901	23.3
456.hammer	2	1044	17.9	1042	17.9	1042	17.9	2	1044	17.9	1042	17.9	1042	17.9
458.sjeng	2	1014	23.9	1012	23.9	1014	23.9	2	1014	23.9	1012	23.9	1014	23.9
462.libquantum	2	1558	26.6	1550	26.7	1593	26.0	2	1558	26.6	1550	26.7	1593	26.0
464.h264ref	2	1517	29.2	1513	29.2	1507	29.4	2	1517	29.2	1513	29.2	1507	29.4
471.omnetpp	2	656	19.1	655	19.1	662	18.9	2	656	19.1	655	19.1	662	18.9
473.astar	2	945	14.9	958	14.6	941	14.9	2	945	14.9	958	14.6	941	14.9
483.xalanbmk	2	606	22.8	594	23.2	593	23.3	2	606	22.8	594	23.2	593	23.3

Results appear in the order in which they were run. Bold underlined text indicates a median measurement.

Figure 6: SPEC CINT2006 results for Azure 2-vCPU configuration.

SPEC® CINT2006 Result

Copyright 2006-2014 Standard Performance Evaluation Corporation

System Vendor
System Model Name

SPECint®_rate2006 = 39.0

SPECint_rate_base2006 =
39.0

Results Table

Benchmark	Base						Peak							
	Copies	Seconds	Ratio	Seconds	Ratio	Seconds	Ratio	Copies	Seconds	Ratio	Seconds	Ratio	Seconds	Ratio
400.perlbench	4	796	49.1	784	49.8	787	49.7	4	796	49.1	784	49.8	787	49.7
401.bzip2	4	1275	30.3	1277	30.2	1274	30.3	4	1275	30.3	1277	30.2	1274	30.3
403.gcc	4	761	42.3	764	42.1	765	42.1	4	761	42.3	764	42.1	765	42.1
429.mcf	4	1062	34.3	1064	34.3	1063	34.3	4	1062	34.3	1064	34.3	1063	34.3
445.gobmk	4	903	46.5	903	46.5	904	46.4	4	903	46.5	903	46.5	904	46.4
456.hmmr	4	1050	35.5	1049	35.6	1046	35.7	4	1050	35.5	1049	35.6	1046	35.7
458.sjeng	4	1015	47.7	1015	47.7	1014	47.7	4	1015	47.7	1015	47.7	1014	47.7
462.libquantum	4	2254	36.8	2253	36.8	2254	36.8	4	2254	36.8	2253	36.8	2254	36.8
464.h264ref	4	1537	57.6	1525	58.1	1534	57.7	4	1537	57.6	1525	58.1	1534	57.7
471.omnetpp	4	790	31.6	792	31.6	792	31.6	4	790	31.6	792	31.6	792	31.6
473.astar	4	1043	26.9	1044	26.9	1040	27.0	4	1043	26.9	1044	26.9	1040	27.0
483.xalanbmk	4	700	39.5	700	39.4	700	39.4	4	700	39.5	700	39.4	700	39.4

Results appear in the order in which they were run. Bold underlined text indicates a median measurement.

Figure 7: SPEC CINT2006 results for Azure 4-vCPU configuration.

SPEC® CINT2006 Result

Copyright 2006-2014 Standard Performance Evaluation Corporation

System Vendor
System Model Name

SPECint®_rate2006 = 71.1

SPECint_rate_base2006 =
71.1

Results Table

Benchmark	Base						Peak							
	Copies	Seconds	Ratio	Seconds	Ratio	Seconds	Ratio	Copies	Seconds	Ratio	Seconds	Ratio	Seconds	Ratio
400.perlbench	8	816	95.8	802	97.5	801	97.6	8	816	95.8	802	97.5	801	97.6
401.bzip2	8	1352	57.1	1348	57.3	1351	57.1	8	1352	57.1	1348	57.3	1351	57.1
403.gcc	8	889	72.5	863	74.7	856	75.2	8	889	72.5	863	74.7	856	75.2
429.mcf	8	1283	56.9	1329	54.9	1294	56.4	8	1283	56.9	1329	54.9	1294	56.4
445.gobmk	8	914	91.8	916	91.6	914	91.8	8	914	91.8	916	91.6	914	91.8
456.hmmr	8	1061	70.4	1058	70.6	1057	70.6	8	1061	70.4	1058	70.6	1057	70.6
458.sjeng	8	1058	91.5	1053	92.0	1055	91.7	8	1058	91.5	1053	92.0	1055	91.7
462.libquantum	8	2939	56.4	2813	58.9	2622	63.2	8	2939	56.4	2813	58.9	2622	63.2
464.h264ref	8	1547	114	1543	115	1547	114	8	1547	114	1543	115	1547	114
471.omnetpp	8	960	52.1	942	53.1	947	52.8	8	960	52.1	942	53.1	947	52.8
473.astar	8	1113	50.5	1116	50.3	1116	50.3	8	1113	50.5	1116	50.3	1116	50.3
483.xalanbmk	8	819	67.4	823	67.1	819	67.4	8	819	67.4	823	67.1	819	67.4

Results appear in the order in which they were run. Bold underlined text indicates a median measurement.

Figure 8: SPEC CINT2006 results for Azure 8-vCPU configuration.

SPEC® CFP2006 Result

Copyright 2006-2014 Standard Performance Evaluation Corporation

System Vendor
System Model Name

SPECfp@_rate2006 = 10.7

SPECfp_rate_base2006 = 10.7

Results Table

Benchmark	Base						Peak							
	Copies	Seconds	Ratio	Seconds	Ratio	Seconds	Ratio	Copies	Seconds	Ratio	Seconds	Ratio	Seconds	Ratio
410.bwaves	1	2294	5.92	<u>2292</u>	<u>5.93</u>	2290	5.93	1	2294	5.92	<u>2292</u>	<u>5.93</u>	2290	5.93
416.gamess	1	1644	11.9	1620	12.1	<u>1621</u>	<u>12.1</u>	1	1644	11.9	1620	12.1	<u>1621</u>	<u>12.1</u>
433.milc	1	699	13.1	702	13.1	<u>702</u>	<u>13.1</u>	1	699	13.1	702	13.1	<u>702</u>	<u>13.1</u>
434.zeusmp	1	888	10.3	884	10.3	<u>885</u>	<u>10.3</u>	1	888	10.3	884	10.3	<u>885</u>	<u>10.3</u>
435.gromacs	1	<u>951</u>	<u>7.51</u>	949	7.52	951	7.51	1	<u>951</u>	<u>7.51</u>	949	7.52	951	7.51
436.cactusADM	1	<u>1404</u>	<u>8.51</u>	1386	8.62	1458	8.19	1	<u>1404</u>	<u>8.51</u>	1386	8.62	1458	8.19
437.leslie3d	1	824	11.4	820	11.5	<u>823</u>	<u>11.4</u>	1	824	11.4	820	11.5	<u>823</u>	<u>11.4</u>
444.namd	1	<u>829</u>	<u>9.67</u>	829	9.67	830	9.67	1	<u>829</u>	<u>9.67</u>	829	9.67	830	9.67
447.dealII	1	720	15.9	<u>720</u>	<u>15.9</u>	719	15.9	1	720	15.9	<u>720</u>	<u>15.9</u>	719	15.9
450.soplex	1	767	10.9	<u>745</u>	<u>11.2</u>	743	11.2	1	767	10.9	<u>745</u>	<u>11.2</u>	743	11.2
453.povray	1	383	13.9	388	13.7	<u>384</u>	<u>13.8</u>	1	383	13.9	388	13.7	<u>384</u>	<u>13.8</u>
454.calculix	1	894	9.23	<u>892</u>	<u>9.25</u>	892	9.25	1	894	9.23	<u>892</u>	<u>9.25</u>	892	9.25
459.GemsFDTD	1	<u>1073</u>	<u>9.89</u>	1074	9.88	1069	9.92	1	<u>1073</u>	<u>9.89</u>	1074	9.88	1069	9.92
465.tonto	1	967	10.2	<u>968</u>	<u>10.2</u>	969	10.2	1	967	10.2	<u>968</u>	<u>10.2</u>	969	10.2
470.lbm	1	<u>929</u>	<u>14.8</u>	931	14.8	928	14.8	1	<u>929</u>	<u>14.8</u>	931	14.8	928	14.8
481.wrf	1	<u>1221</u>	<u>9.15</u>	1224	9.13	1221	9.15	1	<u>1221</u>	<u>9.15</u>	1224	9.13	1221	9.15
482.sphinx3	1	1314	14.8	1309	14.9	<u>1310</u>	<u>14.9</u>	1	1314	14.8	1309	14.9	<u>1310</u>	<u>14.9</u>

Results appear in the order in which they were run. Bold underlined text indicates a median measurement.

Figure 9: SPEC CFP2006 results for Azure 1-vCPU configuration.

SPEC® CFP2006 Result

Copyright 2006-2014 Standard Performance Evaluation Corporation

System Vendor
System Model Name

SPECfp@_rate2006 = 20.0

SPECfp_rate_base2006 = 20.0

Results Table

Benchmark	Base							Peak						
	Copies	Seconds	Ratio	Seconds	Ratio	Seconds	Ratio	Copies	Seconds	Ratio	Seconds	Ratio	Seconds	Ratio
410.bwaves	2	2360	11.5	2372	11.5	2380	11.4	2	2360	11.5	2372	11.5	2380	11.4
416.gamess	2	1623	24.1	1622	24.1	1625	24.1	2	1623	24.1	1622	24.1	1625	24.1
433.milc	2	817	22.5	818	22.4	814	22.5	2	817	22.5	818	22.4	814	22.5
434.zeusmp	2	901	20.2	903	20.2	902	20.2	2	901	20.2	903	20.2	902	20.2
435.gromacs	2	955	15.0	956	14.9	954	15.0	2	955	15.0	956	14.9	954	15.0
436.cactusADM	2	1567	15.3	1462	16.3	1438	16.6	2	1567	15.3	1462	16.3	1438	16.6
437.leslie3d	2	941	20.0	945	19.9	944	19.9	2	941	20.0	945	19.9	944	19.9
444.namd	2	831	19.3	831	19.3	828	19.4	2	831	19.3	831	19.3	828	19.4
447.dealII	2	734	31.2	736	31.1	736	31.1	2	734	31.2	736	31.1	736	31.1
450.soplex	2	861	19.4	870	19.2	860	19.4	2	861	19.4	870	19.2	860	19.4
453.povray	2	387	27.5	385	27.6	386	27.6	2	387	27.5	385	27.6	386	27.6
454.calculix	2	898	18.4	900	18.3	907	18.2	2	898	18.4	900	18.3	907	18.2
459.GemsFDTD	2	1178	18.0	1182	18.0	1194	17.8	2	1178	18.0	1182	18.0	1194	17.8
465.tonto	2	992	19.8	994	19.8	988	19.9	2	992	19.8	994	19.8	988	19.9
470.lbm	2	1223	22.5	1225	22.4	1224	22.5	2	1223	22.5	1225	22.4	1224	22.5
481.wrf	2	1272	17.6	1250	17.9	1246	17.9	2	1272	17.6	1250	17.9	1246	17.9
482.sphinx3	2	1535	25.4	1528	25.5	1547	25.2	2	1535	25.4	1528	25.5	1547	25.2

Results appear in the order in which they were run. Bold underlined text indicates a median measurement.

Figure 10: SPEC CFP2006 results for Azure 2-vCPU configuration.

SPEC® CFP2006 Result

Copyright 2006-2014 Standard Performance Evaluation Corporation

System Vendor
System Model Name

SPECfp@_rate2006 = 36.1

SPECfp_rate_base2006 = 36.1

Results Table

Benchmark	Base							Peak						
	Copies	Seconds	Ratio	Seconds	Ratio	Seconds	Ratio	Copies	Seconds	Ratio	Seconds	Ratio	Seconds	Ratio
410.bwaves	4	2488	21.9	2481	21.9	2482	21.9	4	2488	21.9	2481	21.9	2482	21.9
416.gamess	4	1624	48.2	1620	48.4	1620	48.4	4	1624	48.2	1620	48.4	1620	48.4
433.milc	4	1071	34.3	1072	34.3	1073	34.2	4	1071	34.3	1072	34.3	1073	34.2
434.zeusmp	4	935	38.9	936	38.9	935	38.9	4	935	38.9	936	38.9	935	38.9
435.gromacs	4	957	29.8	959	29.8	957	29.8	4	957	29.8	959	29.8	957	29.8
436.cactusADM	4	1535	31.1	1591	30.0	1545	30.9	4	1535	31.1	1591	30.0	1545	30.9
437.leslie3d	4	1202	31.3	1200	31.3	1204	31.2	4	1202	31.3	1200	31.3	1204	31.2
444.namd	4	829	38.7	828	38.7	830	38.7	4	829	38.7	828	38.7	830	38.7
447.dealII	4	761	60.1	767	59.7	767	59.7	4	761	60.1	767	59.7	767	59.7
450.soplex	4	1056	31.6	1058	31.5	1054	31.6	4	1056	31.6	1058	31.5	1054	31.6
453.povray	4	385	55.3	385	55.3	384	55.4	4	385	55.3	385	55.3	384	55.4
454.calculix	4	908	36.3	909	36.3	909	36.3	4	908	36.3	909	36.3	909	36.3
459.GemsFDTD	4	1440	29.5	1432	29.6	1435	29.6	4	1440	29.5	1432	29.6	1435	29.6
465.tonto	4	1035	38.0	1029	38.3	1030	38.2	4	1035	38.0	1029	38.3	1030	38.2
470.lbm	4	1734	31.7	1730	31.8	1731	31.7	4	1734	31.7	1730	31.8	1731	31.7
481.wrf	4	1333	33.5	1329	33.6	1329	33.6	4	1333	33.5	1329	33.6	1329	33.6
482.sphinx3	4	1828	42.7	1844	42.3	1830	42.6	4	1828	42.7	1844	42.3	1830	42.6

Results appear in the order in which they were run. Bold underlined text indicates a median measurement.

Figure 11: SPEC CFP2006 results for Azure 4-vCPU configuration.

SPEC® CFP2006 Result

Copyright 2006-2014 Standard Performance Evaluation Corporation

System Vendor
System Model Name

SPECfp@_rate2006 = 63.0

SPECfp_rate_base2006 = 63.0

Results Table

Benchmark	Base							Peak						
	Copies	Seconds	Ratio	Seconds	Ratio	Seconds	Ratio	Copies	Seconds	Ratio	Seconds	Ratio	Seconds	Ratio
410.bwaves	8	2655	41.0	2833	38.4	2804	38.8	8	2655	41.0	2833	38.4	2804	38.8
416.gamess	8	1633	95.9	1647	95.1	1626	96.3	8	1633	95.9	1647	95.1	1626	96.3
433.milc	8	1142	64.3	1489	49.3	1548	47.5	8	1142	64.3	1489	49.3	1548	47.5
434.zeusmp	8	1000	72.8	1096	66.4	1110	65.6	8	1000	72.8	1096	66.4	1110	65.6
435.gromacs	8	975	58.6	985	58.0	994	57.5	8	975	58.6	985	58.0	994	57.5
436.cactusADM	8	1744	54.8	1792	53.3	1715	55.7	8	1744	54.8	1792	53.3	1715	55.7
437.leslie3d	8	1268	59.3	1315	57.2	1626	46.3	8	1268	59.3	1315	57.2	1626	46.3
444.namd	8	834	76.9	832	77.2	830	77.3	8	834	76.9	832	77.2	830	77.3
447.dealII	8	807	113	824	111	840	109	8	807	113	824	111	840	109
450.soplex	8	1209	55.2	1352	49.4	1381	48.3	8	1209	55.2	1352	49.4	1381	48.3
453.povray	8	387	110	386	110	385	111	8	387	110	386	110	385	111
454.calculix	8	924	71.4	928	71.2	921	71.7	8	924	71.4	928	71.2	921	71.7
459.GemsFDTD	8	1886	45.0	2042	41.6	2041	41.6	8	1886	45.0	2042	41.6	2041	41.6
465.tonto	8	1076	73.2	1081	72.8	1060	74.3	8	1076	73.2	1081	72.8	1060	74.3
470.lbm	8	2368	46.4	2695	40.8	2641	41.6	8	2368	46.4	2695	40.8	2641	41.6
481.wrf	8	1482	60.3	1494	59.8	1514	59.0	8	1482	60.3	1494	59.8	1514	59.0
482.sphinx3	8	2223	70.1	2267	68.8	2260	69.0	8	2223	70.1	2267	68.8	2260	69.0

Results appear in the order in which they were run. Bold underlined text indicates a median measurement.

Figure 12: SPEC CFP2006 results for Azure 8-vCPU configuration.

SPEC® CINT2006 Result

Copyright 2006-2014 Standard Performance Evaluation Corporation

System Vendor
System Model Name

SPECint®_rate2006 = 22.6

SPECint_rate_base2006 =
22.6

Results Table

Benchmark	Base							Peak						
	Copies	Seconds	Ratio	Seconds	Ratio	Seconds	Ratio	Copies	Seconds	Ratio	Seconds	Ratio	Seconds	Ratio
400.perlbench	1	413	23.7	412	23.7	415	23.6	1	413	23.7	412	23.7	415	23.6
401.bzip2	1	657	14.7	638	15.1	633	15.2	1	657	14.7	638	15.1	633	15.2
403.gcc	1	308	26.2	317	25.4	323	24.9	1	308	26.2	317	25.4	323	24.9
429.mcf	1	243	37.6	244	37.3	250	36.5	1	243	37.6	244	37.3	250	36.5
445.gobmk	1	546	19.2	551	19.1	551	19.0	1	546	19.2	551	19.1	551	19.0
456.hmmer	1	531	17.6	531	17.6	532	17.5	1	531	17.6	531	17.6	532	17.5
458.sjeng	1	632	19.2	629	19.2	623	19.4	1	632	19.2	629	19.2	623	19.4
462.libquantum	1	515	40.2	531	39.0	551	37.6	1	515	40.2	531	39.0	551	37.6
464.h264ref	1	719	30.8	718	30.8	718	30.8	1	719	30.8	718	30.8	718	30.8
471.omnetpp	1	338	18.5	359	17.4	373	16.7	1	338	18.5	359	17.4	373	16.7
473.astar	1	465	15.1	456	15.4	465	15.1	1	465	15.1	456	15.4	465	15.1
483.xalanbmk	1	257	26.9	264	26.1	267	25.8	1	257	26.9	264	26.1	267	25.8

Results appear in the order in which they were run. Bold underlined text indicates a median measurement.

Figure 13: SPEC CINT2006 results for vCHS 1-vCPU configuration.

SPEC® CINT2006 Result

Copyright 2006-2014 Standard Performance Evaluation Corporation

System Vendor
System Model Name

SPECint®_rate2006 = 44.1

SPECint_rate_base2006 =
44.1

Results Table

Benchmark	Base						Peak							
	Copies	Seconds	Ratio	Seconds	Ratio	Seconds	Ratio	Copies	Seconds	Ratio	Seconds	Ratio	Seconds	Ratio
400.perlbenc	2	413	47.3	420	46.5	420	46.5	2	413	47.3	420	46.5	420	46.5
401.bzip2	2	622	31.0	621	31.1	623	31.0	2	622	31.0	621	31.1	623	31.0
403.gcc	2	316	50.9	317	50.9	319	50.4	2	316	50.9	317	50.9	319	50.4
429.mcf	2	258	70.8	262	69.5	274	66.5	2	258	70.8	262	69.5	274	66.5
445.gobmk	2	556	37.7	556	37.7	555	37.8	2	556	37.7	556	37.7	555	37.8
456.hmmer	2	532	35.1	532	35.1	532	35.0	2	532	35.1	532	35.1	532	35.0
458.sjeng	2	612	39.5	613	39.5	614	39.4	2	612	39.5	613	39.5	614	39.4
462.libquantum	2	533	77.7	546	75.9	558	74.3	2	533	77.7	546	75.9	558	74.3
464.h264ref	2	736	60.1	730	60.6	726	61.0	2	736	60.1	730	60.6	726	61.0
471.omnetpp	2	375	33.3	382	32.7	389	32.1	2	375	33.3	382	32.7	389	32.1
473.astar	2	496	28.3	493	28.5	491	28.6	2	496	28.3	493	28.5	491	28.6
483.xalanbmk	2	295	46.8	295	46.8	296	46.6	2	295	46.8	295	46.8	296	46.6

Results appear in the order in which they were run. Bold underlined text indicates a median measurement.

Figure 14: SPEC CINT2006 results for vCHS 2-vCPU configuration.

SPEC® CINT2006 Result

Copyright 2006-2014 Standard Performance Evaluation Corporation

System Vendor
System Model Name

SPECint®_rate2006 = 82.1

SPECint_rate_base2006 =
82.1

Results Table

Benchmark	Base						Peak							
	Copies	Seconds	Ratio	Seconds	Ratio	Seconds	Ratio	Copies	Seconds	Ratio	Seconds	Ratio	Seconds	Ratio
400.perlbench	4	437	89.4	437	89.5	437	89.4	4	437	89.4	437	89.5	437	89.4
401.bzip2	4	655	58.9	652	59.2	653	59.1	4	655	58.9	652	59.2	653	59.1
403.gcc	4	338	95.2	339	94.9	340	94.8	4	338	95.2	339	94.9	340	94.8
429.mcf	4	303	120	301	121	301	121	4	303	120	301	121	301	121
445.gobmk	4	568	73.8	567	74.0	567	74.0	4	568	73.8	567	74.0	567	74.0
456.hammer	4	551	67.7	550	67.8	552	67.7	4	551	67.7	550	67.8	552	67.7
458.sjeng	4	624	77.6	627	77.2	626	77.3	4	624	77.6	627	77.2	626	77.3
462.libquantum	4	631	131	630	132	631	131	4	631	131	630	132	631	131
464.h264ref	4	741	120	741	120	740	120	4	741	120	741	120	740	120
471.omnetpp	4	425	58.9	428	58.5	426	58.7	4	425	58.9	428	58.5	426	58.7
473.astar	4	529	53.1	527	53.3	527	53.2	4	529	53.1	527	53.3	527	53.2
483.xalancbmk	4	337	82.0	338	81.7	338	81.6	4	337	82.0	338	81.7	338	81.6

Results appear in the order in which they were run. Bold underlined text indicates a median measurement.

Figure 15: SPEC CINT2006 results for vCHS 4-vCPU configuration.

SPEC® CINT2006 Result

Copyright 2006-2014 Standard Performance Evaluation Corporation

System Vendor
System Model Name

SPECint®_rate2006 = 135

SPECint_rate_base2006 = 135

Results Table

Benchmark	Base							Peak						
	Copies	Seconds	Ratio	Seconds	Ratio	Seconds	Ratio	Copies	Seconds	Ratio	Seconds	Ratio	Seconds	Ratio
400.perlbench	8	493	159	489	160	488	160	8	493	159	489	160	488	160
401.bzip2	8	763	101	769	100	767	101	8	763	101	769	100	767	101
403.gcc	8	398	162	402	160	411	157	8	398	162	402	160	411	157
429.mcf	8	409	179	419	174	427	171	8	409	179	419	174	427	171
445.gobmk	8	624	134	636	132	630	133	8	624	134	636	132	630	133
456.hammer	8	617	121	628	119	621	120	8	617	121	628	119	621	120
458.sjeng	8	697	139	689	141	695	139	8	697	139	689	141	695	139
462.libquantum	8	1048	158	1056	157	1063	156	8	1048	158	1056	157	1063	156
464.h264ref	8	821	216	825	215	824	215	8	821	216	825	215	824	215
471.omnetpp	8	549	91.1	556	90.0	556	89.9	8	549	91.1	556	90.0	556	89.9
473.astar	8	621	90.4	624	90.0	624	89.9	8	621	90.4	624	90.0	624	89.9
483.xalanbmk	8	419	132	418	132	418	132	8	419	132	418	132	418	132

Results appear in the order in which they were run. Bold underlined text indicates a median measurement.

Figure 16: SPEC CINT2006 results for vCHS 8-vCPU configuration.

SPEC® CFP2006 Result

Copyright 2006-2014 Standard Performance Evaluation Corporation

System Vendor
System Model Name

SPECfp@_rate2006 = 21.7

SPECfp_rate_base2006 = 21.7

Results Table

Benchmark	Base						Peak							
	Copies	Seconds	Ratio	Seconds	Ratio	Seconds	Ratio	Copies	Seconds	Ratio	Seconds	Ratio	Seconds	Ratio
410.bwaves	1	584	23.3	578	23.5	582	23.4	1	584	23.3	578	23.5	582	23.4
416.gamess	1	846	23.1	846	23.1	852	23.0	1	846	23.1	846	23.1	852	23.0
433.milc	1	486	18.9	487	18.8	489	18.8	1	486	18.9	487	18.8	489	18.8
434.zeusmp	1	463	19.7	463	19.6	463	19.7	1	463	19.7	463	19.6	463	19.7
435.gromacs	1	559	12.8	560	12.8	567	12.6	1	559	12.8	560	12.8	567	12.6
436.cactusADM	1	841	14.2	803	14.9	816	14.6	1	841	14.2	803	14.9	816	14.6
437.leslie3d	1	394	23.9	393	23.9	393	23.9	1	394	23.9	393	23.9	393	23.9
444.namd	1	482	16.6	481	16.7	483	16.6	1	482	16.6	481	16.7	483	16.6
447.dealII	1	326	35.1	327	35.0	328	34.9	1	326	35.1	327	35.0	328	34.9
450.soplex	1	256	32.6	252	33.0	255	32.7	1	256	32.6	252	33.0	255	32.7
453.povray	1	196	27.2	197	27.0	200	26.6	1	196	27.2	197	27.0	200	26.6
454.calculix	1	488	16.9	485	17.0	485	17.0	1	488	16.9	485	17.0	485	17.0
459.GemsFDTD	1	431	24.6	433	24.5	429	24.8	1	431	24.6	433	24.5	429	24.8
465.tonto	1	542	18.2	542	18.2	543	18.1	1	542	18.2	542	18.2	543	18.1
470.lbm	1	454	30.2	453	30.3	455	30.2	1	454	30.2	453	30.3	455	30.2
481.wrf	1	614	18.2	614	18.2	615	18.2	1	614	18.2	614	18.2	615	18.2
482.sphinx3	1	704	27.7	704	27.7	616	31.7	1	704	27.7	704	27.7	616	31.7

Results appear in the order in which they were run. Bold underlined text indicates a median measurement.

Figure 17: SPEC CFP2006 results for vCHS 1-vCPU configuration.

SPEC® CFP2006 Result

Copyright 2006-2014 Standard Performance Evaluation Corporation

System Vendor
System Model Name

SPECfp@_rate2006 = 43.0

SPECfp_rate_base2006 = 43.0

Results Table

Benchmark	Base							Peak						
	Copies	Seconds	Ratio	Seconds	Ratio	Seconds	Ratio	Copies	Seconds	Ratio	Seconds	Ratio	Seconds	Ratio
410.bwaves	2	594	45.8	592	45.9	594	45.8	2	594	45.8	592	45.9	594	45.8
416.gamess	2	838	46.7	835	46.9	839	46.7	2	838	46.7	835	46.9	839	46.7
433.milc	2	502	36.5	502	36.6	502	36.6	2	502	36.5	502	36.6	502	36.6
434.zeusmp	2	476	38.2	476	38.2	476	38.2	2	476	38.2	476	38.2	476	38.2
435.gromacs	2	563	25.4	562	25.4	561	25.5	2	563	25.4	562	25.4	561	25.5
436.cactusADM	2	758	31.5	723	33.0	740	32.3	2	758	31.5	723	33.0	740	32.3
437.leslie3d	2	403	46.7	403	46.7	402	46.7	2	403	46.7	403	46.7	402	46.7
444.namd	2	477	33.7	477	33.7	481	33.4	2	477	33.7	477	33.7	481	33.4
447.dealII	2	337	67.9	334	68.5	334	68.6	2	337	67.9	334	68.5	334	68.6
450.soplex	2	297	56.2	297	56.2	298	56.0	2	297	56.2	297	56.2	298	56.0
453.povray	2	195	54.5	198	53.8	195	54.6	2	195	54.5	198	53.8	195	54.6
454.calculix	2	483	34.1	480	34.4	486	34.0	2	483	34.1	480	34.4	486	34.0
459.GemsFDTD	2	452	46.9	442	48.0	445	47.7	2	452	46.9	442	48.0	445	47.7
465.tonto	2	532	37.0	538	36.6	535	36.8	2	532	37.0	538	36.6	535	36.8
470.lbm	2	474	58.0	469	58.6	468	58.7	2	474	58.0	469	58.6	468	58.7
481.wrf	2	622	35.9	620	36.0	620	36.0	2	622	35.9	620	36.0	620	36.0
482.sphinx3	2	684	57.0	679	57.4	679	57.4	2	684	57.0	679	57.4	679	57.4

Results appear in the order in which they were run. Bold underlined text indicates a median measurement.

Figure 18: SPEC CFP2006 results for vCHS 2-vCPU configuration.

SPEC® CFP2006 Result

Copyright 2006-2014 Standard Performance Evaluation Corporation

System Vendor
System Model Name

SPECfp@_rate2006 = 80.0

SPECfp_rate_base2006 = 80.0

Results Table

Benchmark	Base							Peak						
	Copies	Seconds	Ratio	Seconds	Ratio	Seconds	Ratio	Copies	Seconds	Ratio	Seconds	Ratio	Seconds	Ratio
410.bwaves	4	629	86.4	628	86.5	629	86.5	4	629	86.4	628	86.5	629	86.5
416.gamess	4	862	90.9	863	90.8	862	90.9	4	862	90.9	863	90.8	862	90.9
433.milc	4	545	67.4	546	67.2	546	67.3	4	545	67.4	546	67.2	546	67.3
434.zeusmp	4	477	76.3	477	76.3	480	75.8	4	477	76.3	477	76.3	480	75.8
435.gromacs	4	574	49.8	575	49.7	575	49.6	4	574	49.8	575	49.7	575	49.6
436.cactusADM	4	904	52.9	905	52.8	903	52.9	4	904	52.9	905	52.8	903	52.9
437.leslie3d	4	428	87.8	429	87.6	429	87.7	4	428	87.8	429	87.6	429	87.7
444.namd	4	492	65.2	491	65.4	495	64.8	4	492	65.2	491	65.4	495	64.8
447.dealII	4	343	133	344	133	344	133	4	343	133	344	133	344	133
450.soplex	4	345	96.8	344	97.0	343	97.3	4	345	96.8	344	97.0	343	97.3
453.povray	4	200	106	201	106	201	106	4	200	106	201	106	201	106
454.calculix	4	496	66.6	492	67.1	495	66.7	4	496	66.6	492	67.1	495	66.7
459.GemsFDTD	4	497	85.4	497	85.5	496	85.5	4	497	85.4	497	85.5	496	85.5
465.tonto	4	547	72.0	546	72.0	546	72.1	4	547	72.0	546	72.0	546	72.1
470.lbm	4	598	91.9	599	91.7	599	91.8	4	598	91.9	599	91.7	599	91.8
481.wrf	4	635	70.4	639	70.0	635	70.4	4	635	70.4	639	70.0	635	70.4
482.sphinx3	4	765	102	764	102	764	102	4	765	102	764	102	764	102

Results appear in the order in which they were run. Bold underlined text indicates a median measurement.

Figure 19: SPEC CFP2006 results for vCHS 4-vCPU configuration.

SPEC® CFP2006 Result

Copyright 2006-2014 Standard Performance Evaluation Corporation

System Vendor
System Model Name

SPECfp@_rate2006 = 126

SPECfp_rate_base2006 = 126

Results Table

Benchmark	Base							Peak						
	Copies	Seconds	Ratio	Seconds	Ratio	Seconds	Ratio	Copies	Seconds	Ratio	Seconds	Ratio	Seconds	Ratio
410.bwaves	8	857	127	863	126	862	126	8	857	127	863	126	862	126
416.gamess	8	961	163	963	163	967	162	8	961	163	963	163	967	162
433.milc	8	741	99.1	747	98.3	738	99.5	8	741	99.1	747	98.3	738	99.5
434.zeusmp	8	548	133	548	133	551	132	8	548	133	548	133	551	132
435.gromacs	8	630	90.7	632	90.4	627	91.0	8	630	90.7	632	90.4	627	91.0
436.cactusADM	8	1085	88.1	1084	88.2	1090	87.7	8	1085	88.1	1084	88.2	1090	87.7
437.leslie3d	8	637	118	633	119	641	117	8	637	118	633	119	641	117
444.namd	8	545	118	544	118	545	118	8	545	118	544	118	545	118
447.dealII	8	385	238	388	236	394	232	8	385	238	388	236	394	232
450.soplex	8	511	131	510	131	507	131	8	511	131	510	131	507	131
453.povray	8	230	185	223	191	228	186	8	230	185	223	191	228	186
454.calculix	8	548	120	556	119	564	117	8	548	120	556	119	564	117
459.GemsFDTD	8	789	108	789	108	793	107	8	789	108	789	108	793	107
465.tonto	8	615	128	607	130	620	127	8	615	128	607	130	620	127
470.lbm	8	1068	103	1055	104	1072	103	8	1068	103	1055	104	1072	103
481.wrf	8	720	124	720	124	720	124	8	720	124	720	124	720	124
482.sphinx3	8	1075	145	1086	144	1073	145	8	1075	145	1086	144	1073	145

Results appear in the order in which they were run. Bold underlined text indicates a median measurement.

Figure 20: SPEC CFP2006 results for vCHS 8-vCPU configuration.

ABOUT PRINCIPLED TECHNOLOGIES



Principled Technologies, Inc.
1007 Slater Road, Suite 300
Durham, NC, 27703
www.principledtechnologies.com

We provide industry-leading technology assessment and fact-based marketing services. We bring to every assignment extensive experience with and expertise in all aspects of technology testing and analysis, from researching new technologies, to developing new methodologies, to testing with existing and new tools.

When the assessment is complete, we know how to present the results to a broad range of target audiences. We provide our clients with the materials they need, from market-focused data to use in their own collateral to custom sales aids, such as test reports, performance assessments, and white papers. Every document reflects the results of our trusted independent analysis.

We provide customized services that focus on our clients' individual requirements. Whether the technology involves hardware, software, Web sites, or services, we offer the experience, expertise, and tools to help our clients assess how it will fare against its competition, its performance, its market readiness, and its quality and reliability.

Our founders, Mark L. Van Name and Bill Catchings, have worked together in technology assessment for over 20 years. As journalists, they published over a thousand articles on a wide array of technology subjects. They created and led the Ziff-Davis Benchmark Operation, which developed such industry-standard benchmarks as Ziff Davis Media's Winstone and WebBench. They founded and led eTesting Labs, and after the acquisition of that company by Lionbridge Technologies were the head and CTO of VeriTest.

Principled Technologies is a registered trademark of Principled Technologies, Inc.
All other product names are the trademarks of their respective owners.

Disclaimer of Warranties; Limitation of Liability:

PRINCIPLED TECHNOLOGIES, INC. HAS MADE REASONABLE EFFORTS TO ENSURE THE ACCURACY AND VALIDITY OF ITS TESTING, HOWEVER, PRINCIPLED TECHNOLOGIES, INC. SPECIFICALLY DISCLAIMS ANY WARRANTY, EXPRESSED OR IMPLIED, RELATING TO THE TEST RESULTS AND ANALYSIS, THEIR ACCURACY, COMPLETENESS OR QUALITY, INCLUDING ANY IMPLIED WARRANTY OF FITNESS FOR ANY PARTICULAR PURPOSE. ALL PERSONS OR ENTITIES RELYING ON THE RESULTS OF ANY TESTING DO SO AT THEIR OWN RISK, AND AGREE THAT PRINCIPLED TECHNOLOGIES, INC., ITS EMPLOYEES AND ITS SUBCONTRACTORS SHALL HAVE NO LIABILITY WHATSOEVER FROM ANY CLAIM OF LOSS OR DAMAGE ON ACCOUNT OF ANY ALLEGED ERROR OR DEFECT IN ANY TESTING PROCEDURE OR RESULT.

IN NO EVENT SHALL PRINCIPLED TECHNOLOGIES, INC. BE LIABLE FOR INDIRECT, SPECIAL, INCIDENTAL, OR CONSEQUENTIAL DAMAGES IN CONNECTION WITH ITS TESTING, EVEN IF ADVISED OF THE POSSIBILITY OF SUCH DAMAGES. IN NO EVENT SHALL PRINCIPLED TECHNOLOGIES, INC.'S LIABILITY, INCLUDING FOR DIRECT DAMAGES, EXCEED THE AMOUNTS PAID IN CONNECTION WITH PRINCIPLED TECHNOLOGIES, INC.'S TESTING. CUSTOMER'S SOLE AND EXCLUSIVE REMEDIES ARE AS SET FORTH HEREIN.
