



## A 2-in-1 with better performance can save time and effort in the office or on the go

The Fujitsu STYLISTIC R726 offers a responsive, complete desktop-like experience

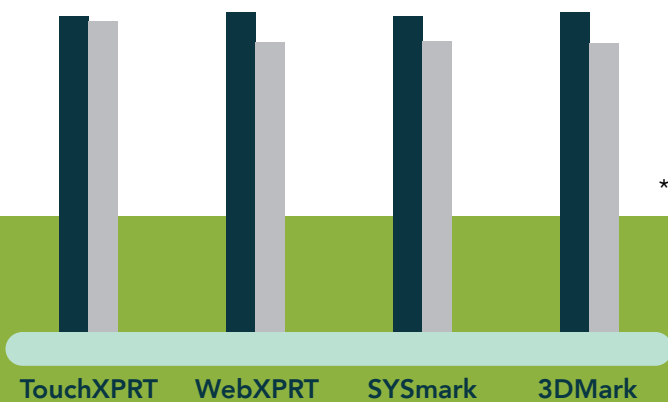
Raquel and Steve are mid-level executives at large companies who travel a lot for work. Being able to work on the go—whether that means sending an email, doing research, or editing documents—is a must for both of them. On the go and in the office, Raquel and Steve use 2-in-1 devices to get their work done. Raquel uses the Fujitsu STYLISTIC R726, while Steve uses the Microsoft® Surface™ Pro 4. When we compared these devices, the STYLISTIC was just as fast as the Surface Pro 4 in most tests and even beat it in some, despite the fact that the two devices have the same Intel® processor. Though it performed similarly to the STYLISTIC, the Surface Pro 4 lacked features that make the STYLISTIC a great tool for working on the go—features that could help increase your productivity. Time is money, and every second counts. Gains of a second here and there could benefit Raquel and her company.

Follow Raquel and Steve with us to compare their 2-in-1 devices in a variety of scenarios.



Windows 10 Pro

\* Images supplied by Fujitsu



Up to **11%** better benchmark performance

Up to **18%** faster system and application responsiveness



# Boost your productivity at the office or on the go

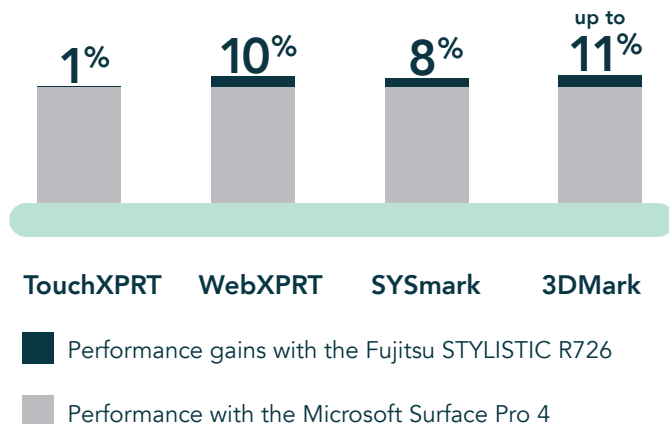
9:00 AM

## Raquel

Raquel is in a cab on the way to the airport for a business trip. She pulls her new Fujitsu STYLISTIC R726 out of her carry-on bag, turns it on, and starts checking email. She breathes a sigh of relief as everything runs smoothly. Of course there's no Wi-Fi in the cab, but Raquel connects to her LTE data network so she can continue to work uninterrupted. When Raquel is traveling for work, or just running from meeting to meeting on a busy day, she needs her everyday apps to work quickly on her 2-in-1. If those apps aren't as responsive as possible, it holds her back.

Each second matters as Raquel launches Microsoft® Word, performs tasks in Excel®, and then jumps to other applications such as PowerPoint® and Adobe® Photoshop®. Finally, Raquel finishes catching up on email while she's in the cab. By the time she arrives at the airport, she's packed up her 2-in-1 and is ready to check in and face the security line without worrying about work.

PT uses benchmark tests to measure the general system performance—or everyday work capabilities—of all kinds of client devices. These benchmarks measure the performance of Windows® 10 and other office productivity apps, web browsers, graphics, and more. The graphs below show the results of our system performance tests.



## Steve

Steve is also in a cab, heading to the airport to go on a business trip. He, too, needs every second of productivity he can squeeze out of his travel time. But on his Surface Pro 4, Steve can't connect an LTE network, so he can only work on apps and documents that don't require internet access.

In terms of performance and responsiveness, one would expect Steve's and Raquel's devices to function identically, since they have the same processor. But the STYLISTIC ended up beating the Surface Pro 4 in some of our tests. Steve doesn't know that he's losing time with his device—and as a result, he's falling behind. The cumulative toll on his productivity is greater than you might think. When Steve doesn't accomplish as much work as he'd like to, he may not attribute that to his 2-in-1. But maybe he should: Steve is losing work time and missing out on crucial features that could improve his experience without even realizing it.

## Take advantage of the latest Microsoft OS, Windows 10 Pro

Both veteran Windows users and those new to Windows may enjoy Windows 10 Pro features on the STYLISTIC R726. Seasoned Windows users will recognize the familiar features of the user interface, like the Start menu and Live tiles. The Microsoft Office Suite comes pre-installed on the STYLISTIC R726. To use these apps, purchase a software license. Windows 10 Pro also includes more specialized business functions, like built-in Mobile Device Management. Additionally, Windows 10 Pro offers Enterprise Data Protection and the Microsoft Edge browser.

## Choose the fastest device

11:00 AM

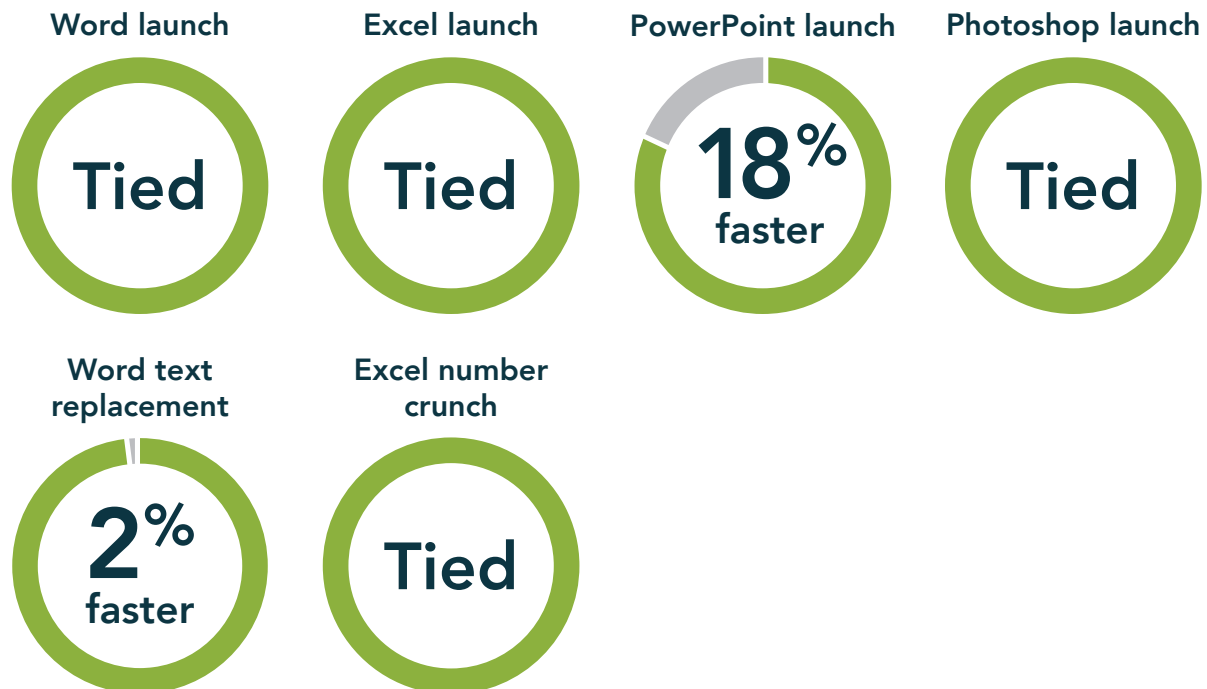
### Raquel

When Raquel gets to her gate, she settles in and continues working on a presentation. Her deadline is coming up soon after she returns from her trip, so she needs to be able to focus. She first has to review data in Microsoft Excel, view and edit documents in Microsoft Word, and then put together a PowerPoint presentation. While waiting for her flight to board, Raquel enjoys a smooth and responsive experience with her Fujitsu STYLISTIC. Raquel completes a final draft of her presentation while she waits for her flight so she can relax from takeoff to landing.

Since the two devices have the same processor, the STYLISTIC and the Surface Pro 4 tied in many of our tests. Check out the results of our system and application responsiveness testing below.

### Steve

Steve also uses the wait time at his gate to work on his presentation. Since the Surface Pro 4 isn't capable of connecting to an LTE network, Steve pays for an hour of internet access. He'll pass that extra cost onto his company when he submits his receipt for reimbursement.



# A more comfortable, convenient workspace

3:00 PM

## Raquel

Raquel gets to her hotel room. She wants to finalize the current draft of her presentation and send it to stakeholders for review by the end of the business day. She takes out her STYLISTIC and its keyboard; easily connects the flat, comfortable keyboard to the device; and begins working.

At the office, the STYLISTIC cradle enhances Raquel's workspace. It's a cable-free solution, so it doesn't increase clutter on her desk, and it has plenty of ports. Plus, all you have to do is set the STYLISTIC in the cradle, and it's connected.

But in the interest of packing light, Raquel doesn't usually bring the STYLISTIC cradle on business trips. The STYLISTIC itself has all the interface connection options she needs for her work on the road.

The 2-in-1 also comes with an easy-to-connect keyboard, which Raquel does bring on her trips. The flat setup makes it easy for her to type as she would on any laptop or desktop.

Cradle ports	Built-in ports
<ul style="list-style-type: none"><li>• VGA</li><li>• HDMI</li><li>• DisplayPort</li><li>• Ethernet</li><li>• USB 3.0 (2)</li><li>• Audio in</li><li>• Audio out</li><li>• Kensington lock support</li></ul>	<ul style="list-style-type: none"><li>• USB 3.0</li><li>• Mini DisplayPort</li><li>• Headphone/microphone</li><li>• microSD</li><li>• micro SIM</li></ul>

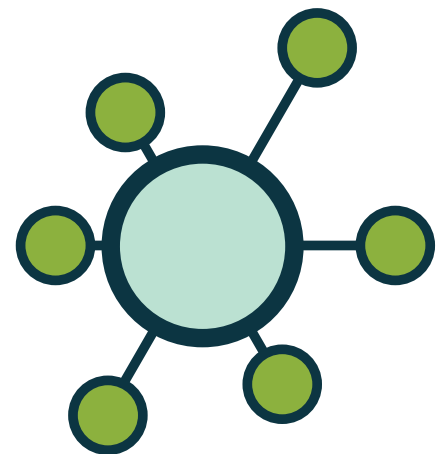
## Steve

When Steve gets to his hotel room, he also resumes working.

The Surface Pro 4 also has a docking solution, but Steve doesn't bring it on business trips. The dock connects to the Surface Pro 4 via the Surface Connect cable, which would only add to the clutter of his already full briefcase.

Dock ports	Built-in ports
<ul style="list-style-type: none"><li>• mini DisplayPort (2)</li><li>• Ethernet</li><li>• USB 3.0 (4)</li><li>• Audio out</li><li>• Kensington lock support</li></ul>	<ul style="list-style-type: none"><li>• USB 3.0</li><li>• Headphone/microphone</li><li>• microSD</li><li>• mini DisplayPort</li></ul>

The Surface Pro 4 connects to the dock via magnetic power connector.



## Working on your 2-in-1 doesn't have to be a chore

We brought in a number of impartial users to compare the user experiences of the Fujitsu STYLISTIC R726 and the Microsoft Surface Pro 4. Each of the five participants weighed in on the overall experience and quality of each device. We asked them to rate each statement from 1 to 5, where 1 means "strongly disagree" and 5 means "strongly agree." The stars represent the average ratings the jury gave the devices for a variety of usability metrics. View the chart below to find out how the STYLISTIC R726 and the Surface Pro 4 compared.

### I am satisfied with the number and variety of interfaces (ports) this device offers



### This device's cradle or dock is an organized solution



### If I had to choose one, I would prefer the cradle or dock that came with this device



### This device's cradle or dock is a visually appealing solution



### This device's cradle or dock was easy to set up



## A look inside

Here's a quick reference to compare some of the capabilities and features business users look for when choosing a 2-in-1 device.

	Fujitsu STYLISTIC R726	Microsoft Surface Pro 4
6th generation Intel Core™ i5 processor	✓	✓
Allows for easy on-site serviceability	✓	✗
Offers self-encrypting drive feature	✓	✗
Supports Intel Pro Wireless display (WiDi)	✓	✗ (supports Miracast)
Supports TPM	✓	✓
Supports NFC	✓	✗
Mobile broadband	✓	✗
Intel HD Graphics 520	✓	✓
12.5" screen (1,920 x 1,080)	✓	✗ (12.3" – 2,736 x 1,824)
WLAN: Intel Dual Band Wireless-AC 8260	✓	✗ (Marvell AVASTAR Wireless-AC)
No-cables cradle solution	✓	✗ (cable-based Microsoft Surface Dock)

### Connect however you want, wherever you are

The Fujitsu STYLISTIC R726 offers important connectivity features, including 4G/LTE, Near Field Communication (NFC), and Intel Pro Wireless display functionality. NFC allows for the increased security of dual-factor authentication on mobile devices. With dual-factor authentication, a password alone is not enough to break into someone's account. These features make it easy to use the internet, make presentations, and share information securely wherever you are. The Microsoft Surface Pro 4 doesn't support 4G/LTE, NFC, or Intel Pro Wireless display functionality.



## Get inside your device

### The following Monday

#### Raquel


When Raquel returns on Monday, she receives an email from IT saying she needs to bring her device in for an upgrade.

Raquel is worried—how much downtime is she going to face while she waits for her device to get back from the manufacturer? When she goes to IT and expresses her concerns to a coworker, he laughs. To Raquel's surprise, he informs her that her STYLISTIC isn't going anywhere—he can install her new SSD in minutes.

Unlike most tablets and 2-in-1 devices, users can open the STYLISTIC and replace or upgrade components such as the battery or the SSD. Employee devices that are serviceable in-house can alleviate concerns about data security. The fact that the STYLISTIC doesn't have to be shipped out for repairs means that the data Raquel stores in it never has to be in the hands of anyone but Raquel and her company. Plus, Raquel is relieved to have a device that is designed to eliminate so much potential downtime.

#### Steve

Although Steve could use a stronger SSD in his 2-in-1, the Microsoft Surface Pro 4 is a sealed device. That means it can't be serviced on site. Therefore, to repair the device or upgrade components, Steve and his company would have to send the device off-site—meaning they have to worry whether or not the data on the device is in secure hands. If technicians tried to open the Surface Pro 4 on site, they would risk damaging the device and voiding the warranty. When Steve's device needs to be repaired, the company will have to send their sensitive data into the hands of strangers or buy a new device.





## See your work more clearly

Ever want to work outside while you're on the go, only to realize it's impossible because it's too sunny? In these situations, a brighter screen can help. PT determined that the Fujitsu STYLISTIC R726 had a 14% brighter screen than the Microsoft Surface Pro 4.

## Conclusion

Steve gets by with his Microsoft Surface Pro 4. In fact, if you asked him, he'd say he's very happy with his 2-in-1. But he and his company don't realize how much productivity he could gain by switching to a device with advantages in performance, serviceability, and easy-to-use features. Since Raquel received her Fujitsu STYLISTIC R726, she's saved time here and there on a variety of tasks, and great features have helped her work more quickly. Over time those little chunks can add up to something big. PT proved that the STYLISTIC R726 beats the Surface Pro 4 for useful features and even has a performance edge for some tasks. Give your employees and your business the gift of more time—you may all benefit more than you realize.



On April 18, 2016, we finalized the hardware and software configurations we tested. Updates for current and recently released hardware and software appear often, so unavoidably these configurations may not represent the latest versions available when this report appears. Fujitsu supplied the German model of the Fujitsu STYLISTIC R726 for our testing. Features may vary by location. We concluded hands-on testing on June 14, 2016.

## Appendix A – Test system configurations

### Fujitsu STYLISTIC R726 vs. Microsoft Surface Pro 4

System	Fujitsu STYLISTIC R726	Microsoft Surface Pro 4
<b>General</b>		
Number of processor packages	1	1
Number of cores per processor	2	2
Number of hardware threads per core	2	2
Total number of processor threads in system	4	4
System power management policy	Fujitsu Computers EcoSettings	Balanced
Processor power-saving option	Enhanced Intel SpeedStep® Technology	Enhanced Intel SpeedStep Technology
System dimensions (length x width x height)	12.55" x 0.37" x 7.91" 319 mm x 9.5 mm x 201 mm	11.50" x 7.93" x .33" 292.10 mm x 201.42 mm x 8.45 mm
System weight	1.83 lbs 830g	1.73 lbs 786g
<b>CPU</b>		
Vendor	Intel	Intel
Name	Core	Core
Model number	i5-6300U	i5-6300U
Stepping	D0	D0
Socket type and number of pins	1168 BGA	1168 BGA
Core frequency (GHz)	2.4 - 3.0	2.4 - 3.0
L1 cache (Data + Instruction)	2 x 32 KB + 2 x 32 KB	2 x 32 KB + 2 x 32 KB
L2 cache	2 x 256 KB	2 x 256 KB
L3 cache	3 MB	3 MB

System	Fujitsu STYLISTIC R726	Microsoft Surface Pro 4
<b>Platform</b>		
Vendor	Fujitsu	Microsoft
Motherboard model number	FJNBB4E	Surface Pro 4
BIOS name and version	Fujitsu v1.10 (03/14/2016)	Microsoft 104.1085.768 (01/29/2016)
<b>Memory module(s)</b>		
Type	DDR3L	DDR3L
Speed (MHz)	1,600	1,600
Speed running in the system (MHz)	1,600	1,600
Timing/Latency (CL-tRCD-tRP-tRAS)	12-15-15-34	14-17-17-40
Size (MB)	4,096	4,096
Number of memory module(s)	2	2
Total amount of system RAM (GB)	8	8
Channel (single/dual)	Dual	Dual
<b>Hard disk</b>		
Vendor and model number	Samsung® MZNLN256HCHP (PM871)	Samsung MZFLV256
Number of disks in system	1	1
Size (GB)	256	256
Type	SATA 6.0 SSD M.2	NVMe SSD
Controller	Intel 6th Generation Core Processor Family Platform I/O SATA ACHI Controller	Standard NVM Express Controller
Driver	Intel 14.5.2.1088 (07/22/2015)	Microsoft 10.0.10586.0 (06/21/2006)
<b>Operating system</b>		
Name	Windows 10 Pro	Windows 10 Pro
Build number	10586	10586
Service pack	NA	NA
File system	NTFS	NTFS
Kernel	x64-based PC	x64-based PC
Language	English	English
Microsoft DirectX version	12	12

System	Fujitsu STYLISTIC R726	Microsoft Surface Pro 4
<b>Graphics</b>		
Vendor and model number	Intel HD graphics 520	Intel HD graphics 520
Type	Integrated	Integrated
Chipset	Intel HD Graphics Family	Intel HD Graphics Family
BIOS version	Intel Video BIOS	Intel Video BIOS
Total available graphics memory (MB)	4,170	4,185
Dedicated video memory (MB)	128	128
System video memory (MB)	0	0
Shared system memory (MB)	4,042	4,057
Driver	Intel 20.19.15.4364 (01/06/2016)	Intel 20.19.15.4364 (01/12/2016)
<b>Sound card/subsystem</b>		
Vendor and model number	Realtek High Definition Audio	Realtek High Definition Audio (SST)
Driver	Realtek 6.0.1.7614 (09/15/2015)	Realtek 6.0.1.7734 (01/29/2016)
<b>Mobile broadband</b>		
Vendor and model number	Sierra Wireless® AirPrime® EM7305 LTE	NA
Driver	Microsoft 10.0.10586.0 (10/29/2015)	NA
<b>Wireless</b>		
Vendor and model number	Intel Dual Band Wireless-AC 8260	Marvell AVASTAR Wireless-AC
Driver	Intel 18.21.0.2 (09/24/2015)	Marvell 15.68.9037.59 (11/30/2015)
<b>USB ports</b>		
Number	1	1
Type	USB 3	USB 3
Other ports	Mini DisplayPort, microSD, microSIM	Mini DisplayPort, microSD
<b>Display</b>		
Type	Full HD PLS panel	PixelSense display 10 point multi-touch
Screen size	12.5"	12.3"
Resolution	1,920 x 1,080	2,736 x 1,824

System	Fujitsu STYLISTIC R726	Microsoft Surface Pro 4
<b>Port replicator features</b>		
Type	Cradle dock	Cable-based dock that attaches to tablet via power connector
USB ports	2 x USB 3.0	4 x USB 3.0
Display ports	1 x HDMI 1 x DisplayPort 1 x VGA	2 x Mini DisplayPorts
Ethernet	Yes (1 x Gigabit)	Yes (1 x Gigabit)
Audio	1 x Audio out 1 x Headset out	1 x Audio out
<b>Battery</b>		
Information	Integrated Lithium Ion 34 WHr	Integrated Lithium Ion 38 WHr

# Appendix B – How we tested

## SYSmark 2014

SYSmark 2014 installs the following applications, which its test scripts employ:

- Adobe Acrobat® XI Pro
- Adobe Photoshop CS6 Extended
- Adobe Premiere Pro CS6
- Google Chrome
- Microsoft Excel 2013
- Microsoft OneNote® 2013
- Microsoft Outlook® 2013
- Microsoft PowerPoint 2013
- Microsoft Word 2013
- Trimble SketchUp™ Pro 2013
- WinZip® Pro 17.5

If any of these applications are already on the system under test, they will cause problems with the benchmark due to software conflicts. To avoid any such issues, before we installed the benchmark, we uninstalled all conflicting pre-installed software applications, including different versions of any of the programs SYSmark 2014 uses.

### Setting up the test

1. Purchase and install SYSmark 2014 ver 1.5 with default settings from <http://bapco.com/products/sysmark-2014>.

### Running the test

1. Launch SYSmark 2014 by double-clicking the desktop icon.
  - a. Uncheck the box next to Process Idle Tasks.
  - b. Select Configuration.
  - c. Only select the recommended default options that are listed, and click Save.
2. Make sure Office Productivity, Media Creation, and Data/Financial Analysis are selected.
3. Enter a Project name.
4. Select 3 Iterations, check the box beside Conditioning Run, and click Run Benchmark.
5. When the benchmark completes and the main SYSmark 2014 menu appears, to create a report, click Save FDR.

## TouchXPRT 2016

### Setting up the test

1. Download the TouchXPRT benchmark (TX2016.6.51.0\_GA.zip) from <http://www.principledtechnologies.com/benchmarkxpert/touchxpert/> to the desktop.
2. Right-click the desktop, and select Personalize.
3. Click the back arrow, and select Update & security.
4. In the left hand column, click For developers, and select Developer mode. Close the Settings dialog box.
5. Unzip the downloaded benchmark file.
6. Inside, right-click the Install.ps1, and select Run with PowerShell.
7. When prompted, press Enter.
8. To continue the installation, press Y, and press Enter.
9. To close the PowerShell installation, press Enter.
10. Restart the computer.

### Running the test

1. Press the Windows Key, and type TouchXPRT.
2. Click TouchXPRT.
3. Click the Start Test button.
4. Enter the results when the benchmark has finished.
5. Repeat steps 1-4 two more times and take the median.

## WebXPRT 2015

### Running the test

1. Open the web browser under test, and go to [www.principledtechnologies.com/benchmarkxpvt/webxpvt/](http://www.principledtechnologies.com/benchmarkxpvt/webxpvt/).
2. Click Run WebXPRT 2015.
3. At the Ready to test your browser screen, click Continue.
4. Click the red "play" icon.
5. When the test completes, record the results.

## 3DMark

### Setting up the test

1. Download 3DMark from <http://www.futuremark.com/benchmarks/3dmark/all>.
2. Install 3DMark with the default options by double-clicking the 3DMark installer.exe file.
3. Launch 3DMark by double-clicking on the 3DMark desktop icon. Enter the registration code, and click Register.
4. Exit 3DMark.

### Running the test

1. Boot the system, and wait 5 minutes before running the test.
2. To launch the benchmark, double-click the 3DMark desktop icon.
3. At the 3DMark Home screen, click the More Tests button.
4. Select the desired benchmark to run (i.e., Ice Storm Extreme, Cloud Gate, or Sky Diver).
5. Move the slider button to turn off the "Include Demo" feature.
6. Click Run.
7. When the benchmark run completes, record the results.
8. Perform steps 1 through 7 two more times for each benchmark, and report the median of the three runs.

## Adobe Photoshop CC 2015

### Setting up the test

1. Download and install Photoshop CC 2015 with default options from <https://www.adobe.com/products/photoshop/selector.html?promoid=KLXLS>.
2. Copy the Photoshop test file to the desktop.

### Running the test

1. Boot the system, and wait 5 minutes before running the test.
2. Simultaneously double-click the Adobe Photoshop test file, and start the stopwatch.
3. Stop the stopwatch when the file is loaded into Photoshop.
4. Click File→Save As.
5. From the drop down format menu, select JPEG, and enter a file name.
6. Click Save.
7. Move the Quality Slider button to 12 (Maximum).
8. Simultaneously click OK, and start the stopwatch.
9. Stop the stopwatch when the progress bar in the bottom left of the screen indicates 100% and then disappears.
10. Shut down the system.
11. Repeat steps 1 through 10 two more times, and report the median of three runs.

## Adobe Premiere Pro CC and encoding a file to MPEG4

### Setting up the test

1. Download and install Premiere Elements with default options from <https://www.adobe.com/products/premiere.html?promoid=KLXLV>.
2. Copy the Adobe Premiere Pro test file to the desktop.

### Running the test

1. Boot the system, and wait 5 minutes before running the test.
2. Simultaneously double-click the Adobe Premiere Elements test file, and start the stopwatch.
3. Stop the stopwatch when the project is loaded into Adobe Premiere Pro.
4. Select the Program: MOV screen.
5. Select File→Export→Media.
6. Simultaneously click Export, and start the stopwatch.
7. Stop the stopwatch when the progress bar disappears.
8. Shut down the system.
9. Repeat steps 1 through 8 two more times, and report the median of three runs.

## Measuring time to open applications

### Setting up the Microsoft Office tests

1. Install Microsoft Office 365 with default options. Copy the test files to the desktop.
2. Place the Microsoft Word Dracula.docx in the documents folder of each system under test for the Text Replacement test. This test times how long it takes to make 42,602 text replacements.
3. Place the Microsoft Excel Number Crunch spreadsheet in the documents folder of each system under test. This Excel spreadsheet executes approximately 28,000 sets of calculations such as addition, subtraction, division, rounding, and square root. It also includes common statistical analysis functions such as Max, Min, Median, and Average. It generates a timed score on how long the calculations took.

### Time to open Microsoft Word and perform Text Replacement

1. Boot the system, and wait 5 minutes before running the test.
2. Press the Windows key, and type **Word**.
3. Simultaneously start the timer, and select Microsoft Word.
4. Stop the timer when the Microsoft Word templates are fully displayed.
5. Open the Microsoft Word Dracula.docx document.
6. To bring up the Find/Replace dialog box, press CTRL + H.
7. In the Find What field, type **I**.
8. In the Replace With field, type **TEST**.
9. Simultaneously start the timer, and select Replace All.
10. Stop the timer when every **I** has been replaced.
11. Close the Word document. Do not save changes.
12. Shut down the system.
13. Repeat steps 1 through 12 two more times, and report the median of the three runs.

### Time to open Microsoft Excel and perform Number Crunch

1. Boot the system, and wait 5 minutes before running the test.
2. Press the Windows key, and type **Excel**.
3. Simultaneously start the timer, and select Microsoft Excel.
4. Stop the timer when the Microsoft Excel templates are fully displayed.
5. Open the Microsoft Excel Number Crunch spreadsheet.
6. To start the calculation, press CTRL + R.
7. Record the output.
8. Close the Excel spreadsheet.
9. Shut down the system.
10. Repeat steps 1 through 9 two more times, and report the median of the three runs.

### Time to open Microsoft PowerPoint

1. Boot the system, and wait 5 minutes before running the test.
2. Press the Windows key, and type **PowerPoint**.
3. Simultaneously start the timer, and select Microsoft PowerPoint.
4. Stop the timer when Microsoft PowerPoint templates are fully displayed.
5. Close Microsoft PowerPoint.
6. Shut down the system.
7. Repeat steps 1 through 6 two more times, and report the median of the three runs.

## User experience

We presented each jury member with a set of questions and had them rate the devices on a 5-point scale. The filled-in stars in this report represent the device's average rating out of 5 for that metric.

To obtain data about the user experience of the two devices, we had five testers—three men and two women from the Principled Technologies staff—evaluate the on-board interface options and docking solutions of each device.

A proctor read test instructions to participants and also observed the test. Testers had full view of the device they were reviewing during the test to allow them the full user experience.

After performing the applicable tasks, all jury members rated the following statements using a scale of 1 to 5, where 1 means “strongly disagree” and 5 means “strongly agree.”

### **Interface connection options:**

1. I am satisfied with the number and variety of interfaces (ports) this device offers.

### **Docking solution:**

1. If I had to choose one, I would prefer the cradle or dock that came with this device.
2. This device's cradle or dock was easy to set up.
3. This device's cradle or dock is an organized solution.
4. This device's cradle or dock is a visually appealing solution.



## Appendix C – Our results

Benchmark	Fujitsu STYLISTIC R726 score	Microsoft Surface Pro 4 score	Fujitsu vs. Microsoft % difference
<b>General</b>			
TouchXPRT (overall score median—higher is better)	215	212	1%
WebXPRT (overall score median—higher is better)	444	402	10%
SYSmark 2014 v1.5 (overall rating—higher is better)	1,115	1,028	8%
3Dmark v2.0.2067: Ice Storm Extreme (overall score—median—higher is better)	41,284	37,274	11%
3Dmark v2.0.2067: Cloud Gate (overall score—median—higher is better)	5,797	5,626	3%
3Dmark v2.0.2067: Sky Diver (overall score—median—higher is better)	3,641	3,604	1%

Application/task	Fujitsu STYLISTIC R726 time (mm:ss)	Microsoft Surface Pro 4 time (mm:ss)	Fujitsu vs. Microsoft % difference
<b>General</b>			
Microsoft Word launch time	00:02.1	00:02.1	0%
Microsoft Word text replacement—median	00:05.2	00:05.3	2%
Microsoft Excel launch time—median	00:01.6	00:01.6	0%
Microsoft Excel Number Crunch—median	00:04.0	00:04.0	0%
Microsoft PowerPoint launch time—median	00:01.4	00:01.7	18%
Adobe PhotoShop launch time—median	00:17.3	00:17.3	0%
Adobe PhotoShop convert project to JPEG—median	00:35.5	00:35.1	-1%
Adobe Premiere project launch time—median (lower is better)	00:15.3	00:15.1	-1%
Adobe Premiere convert project to JPEG—median (lower is better)	7:01.9	06:01.6	-17%

We asked testers to rate the following statements from 1 to 5, where 1 means “strongly disagree” and 5 means “strongly agree.” The following table shows these results and their averages.

Usability test	Fujitsu Stylistic R726	Microsoft Surface Pro 4
Interface connection options:		
I am satisfied with the number and variety of interfaces (ports) this device offers (higher is better)		
Tester 1	4	4
Tester 2	4	2
Tester 3	5	4
Tester 4	3	3
Tester 5	4	4
<b>Average</b>	<b>4.0</b>	<b>3.4</b>
Docking solution:		
If I had to choose one, I would prefer the cradle or dock that came with this device (higher is better)		
Tester 1	5	4
Tester 2	5	3
Tester 3	4	2
Tester 4	1	3
Tester 5	4	3
<b>Average</b>	<b>3.8</b>	<b>3.0</b>
This device’s cradle or dock was easy to set up (higher is better)		
Tester 1	5	5
Tester 2	5	3
Tester 3	5	3
Tester 4	3	2
Tester 5	4	4
<b>Average</b>	<b>4.4</b>	<b>3.4</b>

Usability test	Fujitsu Stylistic R726	Microsoft Surface Pro 4
This device's cradle or dock is an organized solution (higher is better)		
Tester 1	5	5
Tester 2	5	3
Tester 3	5	3
Tester 4	2	2
Tester 5	5	4
<b>Average</b>	<b>4.4</b>	<b>3.4</b>
This device's cradle or dock is visually appealing solution (higher is better)		
Tester 1	4	5
Tester 2	5	4
Tester 3	4	3
Tester 4	1	3
Tester 5	4	2
<b>Average</b>	<b>3.6</b>	<b>3.4</b>

This project was commissioned by Fujitsu.



**Facts matter.®**

Principled Technologies is a registered trademark of Principled Technologies, Inc.  
All other product names are the trademarks of their respective owners.

**DISCLAIMER OF WARRANTIES; LIMITATION OF LIABILITY:**

Principled Technologies, Inc. has made reasonable efforts to ensure the accuracy and validity of its testing, however, Principled Technologies, Inc. specifically disclaims any warranty, expressed or implied, relating to the test results and analysis, their accuracy, completeness or quality, including any implied warranty of fitness for any particular purpose. All persons or entities relying on the results of any testing do so at their own risk, and agree that Principled Technologies, Inc., its employees and its subcontractors shall have no liability whatsoever from any claim of loss or damage on account of any alleged error or defect in any testing procedure or result.

In no event shall Principled Technologies, Inc. be liable for indirect, special, incidental, or consequential damages in connection with its testing, even if advised of the possibility of such damages. In no event shall Principled Technologies, Inc.'s liability, including for direct damages, exceed the amounts paid in connection with Principled Technologies, Inc.'s testing. Customer's sole and exclusive remedies are as set forth herein.